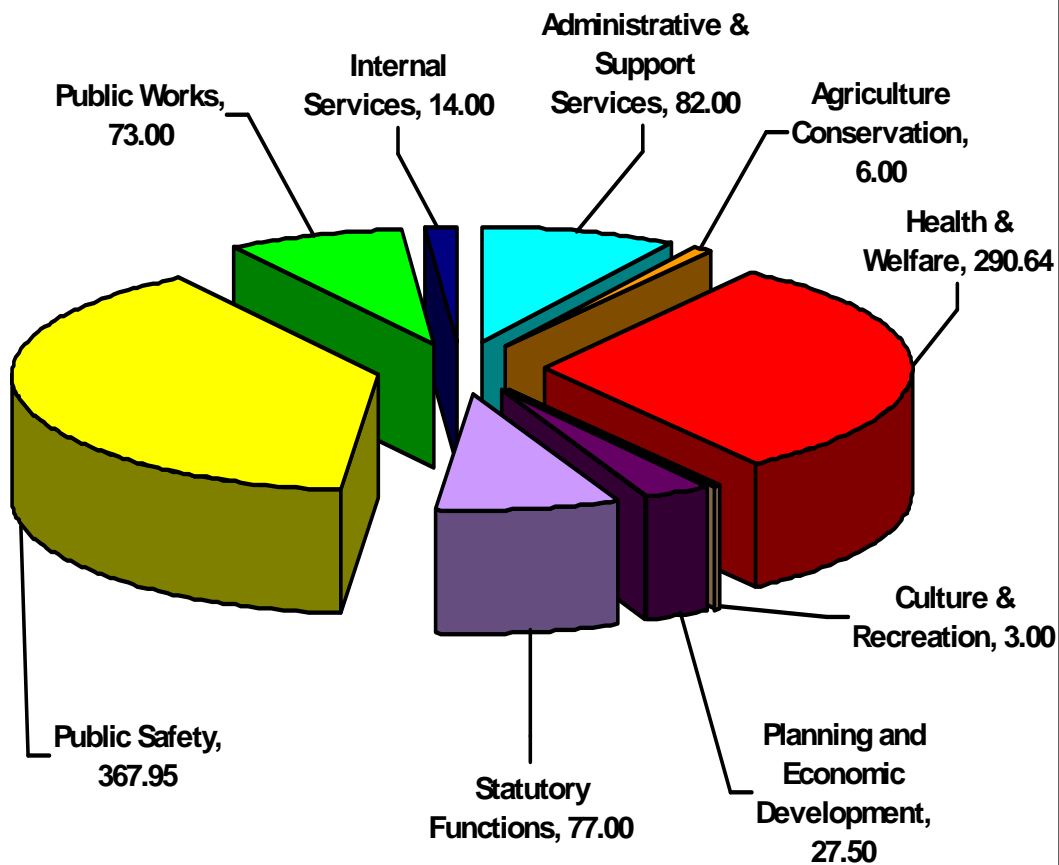


MESA COUNTY STAFFING

2006 County Employees (FTE's) by Program



FUNCTIONS

- Authorized Staffing
- New Positions in 2006
- Full Time Equivalent Positions by Department
- Job Classifications

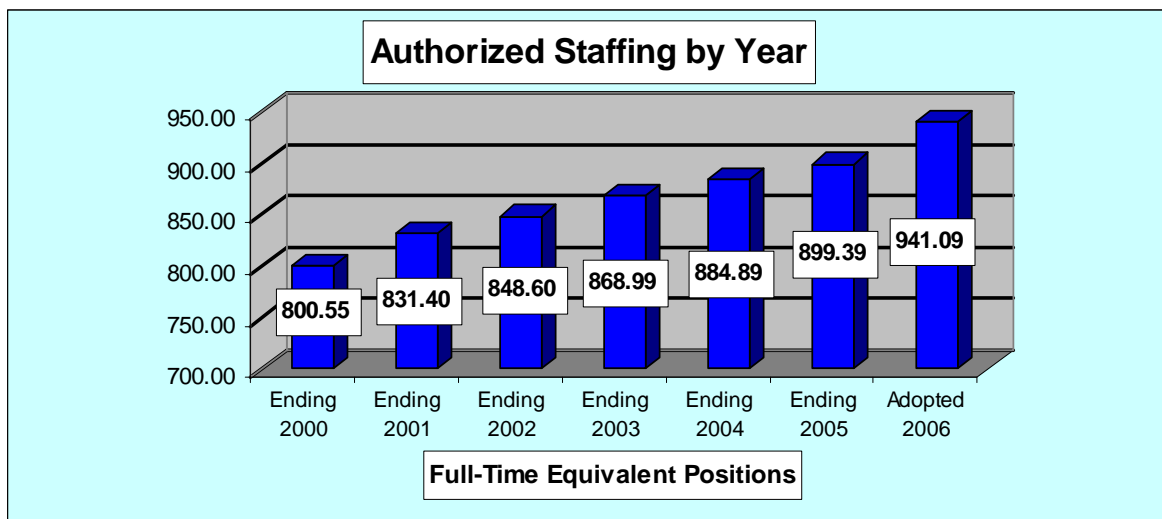
STAFFING

The preceding chart depicts the areas of government where Mesa County employees are performing. Public Safety is the largest employment area in Mesa County government, comprising 39.1% of all Mesa County full-time equivalent positions. The Sheriff's Office, which includes Detention represents 206 of the 368 positions. Other departments included in Public Safety are: Animal Services, District Attorney, Criminal Justice Services, Coroner, Traffic, Building Inspections and Emergency Management. The Public Safety Program area received 31.75 of the 35.75 new FTE approved in the 2006 budget. Four added for Detention, two for Law Enforcement, two for Traffic and .25 for Animal Services.

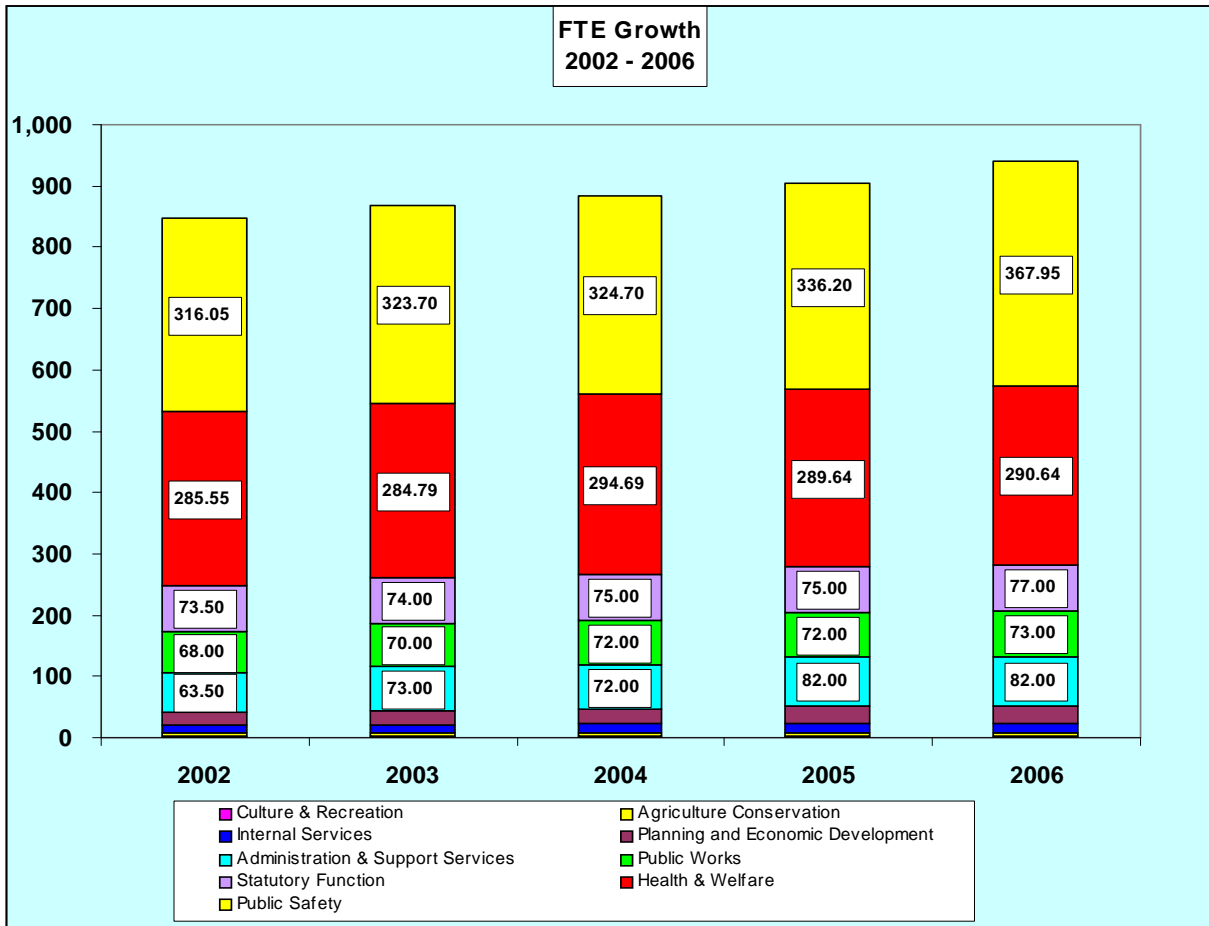
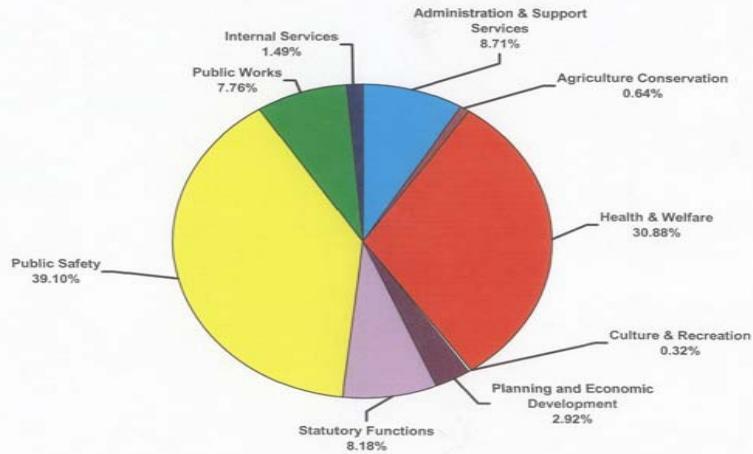
The next largest staffing is the Health and Welfare Program area with 290.64 or 30.9% of the positions adopted. This program area consists of Human Services and the Health Department. Human Services, which has 205.83 FTEs, administers programs such as Colorado Works, Job Services, Veterans Affairs, Adult Services, Aid to the Blind, Family Preservation and Child Welfare. No additions were made in Human Services for 2006.

The Health Department is the only County department that may increase their FTEs without going to the Board of County Commissioners for approval. The BOCC and the Health Board have an agreement that allows the Health Department to increase their FTEs if it has no financial impact on the County's finances. The Health Department often receives grants in which a new position is 100% funded by the grant. When the grant ends, so does that position. In the 2006 budget, the County approved 1 new FTE for the Health Department.

The remaining County employees provide various services, many of which are mandated by Colorado law. In 2006, the County adopted a budget that allowed for 941.09 full-time equivalent positions. 35.75 of those positions are new in 2006 as approved by the BOCC. Mesa County has experienced steady population growth since 1990, and with growth sometimes come problems. Increases are anticipated in the area of Criminal Justice to minimize these problems. These are explained on the charts on the following pages.



2006 Proposed FTE's by Categories



NEW POSITIONS APPROVED FOR 2006

Number of FTE	Job Title	Budgeted Amount	Justification
1.0	Environmental Health Specialist II for the Health Dept.	52,592	This position will enable the Health Department to respond to surges in workload brought on by emerging infectious disease. Last year, West Nile virus in the Grand Valley required a sustained effort by staff for several months. This year, in addition to continuing the West Nile program, plague required a significant increase in staff time. This new position helps in the ability to do routine surveillance for zoonotic disease. This individual would work closely with other county and state agencies regarding zoonotic disease.
1.0	Assessment Analyst for the County Assessor's office.	49,243	This new position will help with the increase in oil and gas activity. The tracking of permits, drilling, creation of records for new well sites, real and personal property. They will administer the Senior Exemption program. The position will spend approximately 25% of their time in personal property to reduce overtime and temporary help.
1.0	Accounting Tech for the Treasurer's Office.	27,061	This new position will be responsible for all A/R Collections for many departments. Collections for utilities in Gateway and Mack, plus Animal Services will be handled by this person. The payments by credit cards is another duty assigned to this position.
.25	Lead Officer Animal Services	11,997	Due to an increase in animals sheltered of 11% during the past five years, an increase in the lead officer's position from .75 FTE to one FTE. This allows for an additional 10 hours per week of coverage on the officer team.
1.0	Equipment Operator for Road & Bridge	35,901	Impacts from growth have had negative consequences on the County's ability to meet the needs of the motoring public. This position will help Road & Bridge to keep up with snowplowing, road grading and summertime weed mowing.
2.0	Traffic Technicians for Traffic	73,372	These positions will allow the county to develop an in-house pavement marking program, which will save the County \$13,546 annually.
1.0	Property Crimes Investigator for Sheriff's Office	86,981	Property crimes are on the rise in Mesa County, often linked to methamphetamine use. This position will increase our enforcement capacity and help lower growth of these crimes.
1.0	Records Clerk for Sheriff's Office	21,511	This position will increase overall efficiency and effectiveness of the records function in the jail.
3.0	Sheriff's Office Detention	107,000	A Work Ender pilot program is planned and will prove effectiveness in managing jail population before the construction and full implementation in 2007. This includes seven months of operating.
11.5	Totals	\$465,658	

NEW POSITIONS APPROVED FOR 2006

Number of FTE	Job Title	Budgeted Amount	Justification
1.0	Booking Technician for Sheriff's Office	36,281	This position will help reduce the average length of stay by arrestees by allowing detainees to be processed and bond out more quickly, therefore decreasing jail population.
1.0	Residential Manager for Criminal Justice Services	30,948	This position provides line supervision in the new 24x7 community corrections facility.
2.0	Residential Case Managers for Criminal Justice Services	41,710	These additional staff members are for the new community corrections facility proposed in the capital budget.
8.0	Officers for the Criminal Justice Services	157,392	Eight additional Criminal Justice Officers are needed to staff the new community corrections building recommended by the jail programming study. Operating costs are covered by inmate generated revenues.
.5 .5 .5	Pub. Hlth Nurse Acctg. Tech Data Tech Crim. Just. Serv.	40,369	Would handle client medical screening/medication etc. This position would address the increased work load in accounting for client funds, etc This position would assist with accurate tracking and record keeping in regards to the pretrial service intakes.
2.0	Substance Abuse Counselors for Criminal Justice Services	55,150	These positions would provide assessment, treatment planning and group treatment direction to program clients
2.0	Transition Services Coordinators for Criminal Justice Services	50,362	These positions would provide case management for clients participating in the treatment center by coordinating a variety of critical services, including education, treatment and vocational services. Also, services would also be provided for the clients family members to help re-entry services for clients preparing for release back into the community.
6.0	Treatment Staff for Criminal Justice Services	139,902	The treatment center would have a population of 24 clients. The six FTE's would provide 24 hours, even days per week security coverage.
1.0	Officer Criminal Justice Services	39,521	This position will enable Criminal Justice Services to increase the amount of pretrial coverage at the Mesa County Jail.
24.5	Totals	\$591,635	

Full Time Equivalent Positions by Department								
	Ending 2002	Ending 2003	Ending 2004	Beginning 2005	Amended	Ending 2005	Additions/ (Deletions)	Beginning 2006
Statutory Functions								
Board of Commissioners	3.00	3.00	3.00	3.00		3.00		3.00
Assessor	27.00	28.00	28.00	28.00		28.00	1.00	29.00
Clerk & Recorder	34.50	36.00	37.00	37.00		37.00		37.00
Public Trustee	2.00	0.00	0.00	0.00		0.00		0.00
Treasurer	7.00	7.00	7.00	7.00		7.00	1.00	8.00
Total Statutory Functions	73.50	74.00	75.00	75.00	0.00	75.00	2.00	77.00
Administration & Support Services								
Administration	6.00	7.00	6.00	6.00	1.00	7.00		7.00
County Attorney	9.50	12.00	13.00	13.00		13.00		13.00
Facilities & Parks	15.00	16.00	16.00	18.00		18.00		18.00
Financial Services	6.00	6.00	6.00	7.00		7.00		7.00
Information Technology	16.00	18.00	19.00	19.00	6.00	25.00		25.00
Personnel	6.00	8.00	8.00	8.00		8.00		8.00
Purchasing	3.00	4.00	4.00	4.00		4.00		4.00
Other Administration	2.00	2.00	0.00	0.00		0.00		0.00
Total Administration & Support Services	63.50	73.00	72.00	75.00	7.00	82.00	0.00	82.00
Planning and Economic Development								
Planning & Development	16.25	16.50	17.50	17.50	5.00	22.50		22.50
Regional Transportation Planning Office	4.00	5.00	5.00	5.00	(1.00)	4.00		4.00
Surveyor	1.00	1.00	1.00	1.00		1.00		1.00
Total Planning and Economic Development	21.25	22.50	23.50	23.50	4.00	27.50	0.00	27.50
Public Safety								
Animal Services	11.20	11.20	11.20	11.20		11.20	0.25	11.45
Building Inspection	15.00	16.00	16.00	16.00	1.00	17.00		17.00
Coroner	3.00	3.00	3.00	3.00		3.00		3.00
Criminal Justice	56.50	56.50	56.50	57.50		57.50	23.50	81.00
District Attorney	36.00	39.00	39.00	39.00	1.50	40.50		40.50
Emergency Management	1.00	1.00	2.00	2.00		2.00		2.00
Sheriff - Detention	74.35	79.00	72.00	76.00		76.00	4.00	80.00
Sheriff - Law Enforcement	114.00	113.00	120.00	124.00		124.00	2.00	126.00
Traffic	5.00	5.00	5.00	5.00		5.00	2.00	7.00
Total Public Safety	316.05	323.70	324.70	333.70	2.50	336.20	31.75	367.95
Public Works								
Engineering	9.00	11.00	13.00	14.00	(3.00)	11.00		11.00
Public Works Administration	5.00	5.00	5.00	5.00		5.00		5.00
Rural Community Fund	0.00	0.00	0.00	0.00	1.00	1.00		1.00
Road & Bridge	50.00	50.00	50.00	50.00		50.00	1.00	51.00
Solid Waste Management	4.00	4.00	4.00	5.00		5.00		5.00
Total Public Works	68.00	70.00	72.00	74.00	(2.00)	72.00	1.00	73.00
Health & Welfare								
Health Department	71.22	71.96	81.86	82.36	1.45	83.81	1.00	84.81
Human Service	214.33	212.83	212.83	212.83	(7.00)	205.83		205.83
Total Health & Welfare	285.55	284.79	294.69	295.19	(5.55)	289.64	1.00	290.64
Agriculture Conservation								
Pest & Weed Control	1.75	2.00	2.00	2.00		2.00		2.00
Tri-River	4.00	4.00	4.00	4.00		4.00		4.00
Total Agriculture Conservation	5.75	6.00	6.00	6.00	0.00	6.00	0.00	6.00
Culture & Recreation								
Fairground	3.00	3.00	3.00	3.00		3.00		3.00
Total Culture & Recreation	3.00	3.00	3.00	3.00	0.00	3.00	0.00	3.00
Internal Services								
Fleet Management	12.00	12.00	12.00	12.00		12.00		12.00
Insurance	0.00	0.00	2.00	2.00		2.00		2.00
Total Internal Services	12.00	12.00	14.00	14.00	0.00	14.00	0.00	14.00
Total County FTEs	848.60	868.99	884.89	899.39	5.95	905.34	35.75	941.09

2006 TABLE OF ORGANIZATION

Job Title	Total 2005 Adopted	2005 Amended	2005 Amended Budget	2006 Approved Decision Package Positions	2006 Adopted Budget
Administration & Support Services					
Administration					
Admin Spec I	1.00		1.00		1.00
Admin Spec II	1.00		1.00		1.00
Admin Spec III	1.00		1.00		1.00
Administrative Asst./Adm.	1.00		1.00		1.00
Asst. County Administrator	1.00		1.00		1.00
County Administrator	1.00		1.00		1.00
Public Relations Director	0.00	1.00	1.00		1.00
Total Administration	6.00	1.00	7.00	0.00	7.00
County Attorney					
Admin Spec I	1.00		1.00		1.00
Admin Spec III	3.00		3.00		3.00
Asst. County Attorney	1.00		1.00		1.00
County Attorney	1.00		1.00		1.00
Paralegal	2.00		2.00		2.00
Staff Attorney	4.00		4.00		4.00
Superv Paralegal/Off Adm.	1.00		1.00		1.00
Total County Attorney	13.00	0.00	13.00	0.00	13.00
Facilities & Parks					
Building Maint Supervisor	1.00		1.00		1.00
Data Tech II: Facilities	1.00		1.00		1.00
Facilities & Parks Director	1.00		1.00		1.00
HVAC Supervisor	1.00		1.00		1.00
HVAC Technician	2.00		2.00		2.00
Maintenance Tech. I	3.00		3.00		3.00
Maintenance Tech. II	1.00		1.00		1.00
Maintenance Tech. III	5.00		5.00		5.00
Office Administrator:Facilities	1.00		1.00		1.00
Parks and Grounds Manager	1.00		1.00		1.00
Project Manager	1.00		1.00		1.00
Total Facilities & Parks	18.00	0.00	18.00	0.00	18.00
Finance					
Accounting Tech: Finance	1.00		1.00		1.00
Applications Tech: Pay	1.00		1.00		1.00
Budget Manager	1.00		1.00		1.00
Financial Services Director	1.00		1.00		1.00
Accounting Supervisor	0.00	1.00	1.00		1.00
Senior Accountant	2.00	(1.00)	1.00		1.00
Utility Billing Accountant	1.00		1.00		1.00
Total Finance	7.00	0.00	7.00	0.00	7.00

2006 TABLE OF ORGANIZATION

Job Title	Total 2005 Adopted	2005 Amended	2005 Amended Budget	2006 Approved Decision Package Positions	2006 Adopted Budget
Administration & Support Services					
Information Technology					
Applications Analyst: IT	16.00	5.00	21.00		21.00
Comm. Technologist	1.00		1.00		1.00
E-Government Manager	1.00		1.00		1.00
IT Application Manager	0.00	1.00	1.00		1.00
IT Director	1.00		1.00		1.00
Total IT	19.00	6.00	25.00	0.00	25.00
Personnel					
Applications Tech: H.R.	1.00		1.00		1.00
Benefits Specialist	1.00		1.00		1.00
Human Resources Analyst	4.00		4.00		4.00
Human Resources Director	1.00		1.00		1.00
Human Resources Tech	1.00		1.00		1.00
Total Personnel	8.00	0.00	8.00	0.00	8.00
Purchasing					
Admin Spec I	1.00		1.00		1.00
Buyer	1.00		1.00		1.00
Purchasing Agent	1.00		1.00		1.00
Purchasing/Risk Director	1.00		1.00		1.00
Total Purchasing	4.00	0.00	4.00	0.00	4.00
Total Administrative & Support Services	75.00	7.00	82.00	0.00	82.00
Agriculture Conservation					
Tri-River Agricultural Services					
Admin Spec I	2.00		2.00		2.00
Horticulture Pest Insp.	1.00		1.00		1.00
Office Administrator: Agriculture	1.00		1.00		1.00
Total Tri-River Agricultural Services	4.00	0.00	4.00	0.00	4.00
Pest & Weed Control					
Horticulture Education Specialist	1.00		1.00		1.00
Pest Management Specialist	1.00		1.00		1.00
Total Pest & Weed Control	2.00	0.00	2.00	0.00	2.00
Total Agriculture Conservation	6.00	0.00	6.00	0.00	6.00

2006 TABLE OF ORGANIZATION

Job Title	Total 2005 Adopted	2005 Amended	2005 Amended Budget	2006 Approved Decision Package Positions	2005 Adopted Budget
Health & Welfare					
Health Department					
Admin Spec I	1.50	(1.50)	0.00		0.00
Admin Spec II	13.80	1.70	15.50		15.50
Admin Spec III	5.00	1.00	6.00		6.00
Director Admin. Services	1.00		1.00		1.00
Director Env. Health	1.00		1.00		1.00
Director Special Projects	1.00		1.00		1.00
Eligibility Spec: Health	5.75		5.75		5.75
Env Health Specialist I	1.00	(1.00)	0.00		0.00
Env Health Specialist II	4.00	(1.00)	3.00	1.00	4.00
Env Health Specialist III	4.00		4.00		4.00
Family Planning Manager	1.00		1.00		1.00
Family Resource Coord.	1.00		1.00		1.00
Health Dept. Dir. (M.D.)	1.00		1.00		1.00
Health Educator I	5.00	(0.50)	4.50		4.50
Health Education II	0.00	2.00	2.00		2.00
Mental Health Prof.	0.50		0.50		0.50
Microcomputer Spec Health	1.00	(1.00)	0.00		0.00
Nurse Practitioner	2.05	0.20	2.25		2.25
Nursing Director	1.00		1.00		1.00
Nursing Supervisor	4.00	(1.00)	3.00		3.00
Nutritionist	1.16		1.16		1.16
Office Administrator:Hth	1.00		1.00		1.00
Physical Scientist I	0.00	1.00	1.00		1.00
Physical Scientist Trainee	1.00	(1.00)	0.00		0.00
Public Health Gen II	2.00	1.00	3.00		3.00
Public Health Gen IV	3.00	(1.00)	2.00		2.00
Public Health Nurse I	6.30	(5.50)	0.80		0.80
Public Health Nurse II	8.70	6.05	14.75		14.75
Public Health Nurse III	0.50	1.00	1.50		1.50
Public Health Nurse IV	3.10		3.10		3.10
Section Supervisor Health	1.00		1.00		1.00
WIC Spr/Nutrition Consult	0.00	1.00	1.00		1.00
Total Health Dept.	82.36	1.45	83.81	1.00	84.81
Department of Human Services					
Application Technician	1.00		1.00		1.00
Account Technician	4.00		4.00		4.00
Administrative Specialist-II	11.00	(1.00)	10.00		10.00
Administrator RTP	1.00		1.00		1.00
Administrator-Adult	1.00		1.00		1.00
Administrator-CS	1.00		1.00		1.00
Administrator-CW	1.00		1.00		1.00
Administrator-FP	1.00		1.00		1.00
Administrator-Self Sufficiency	1.00		1.00		1.00
Administrator-WFC	1.00		1.00		1.00

2006 TABLE OF ORGANIZATION

Job Title	Total 2005 Adopted	2005 Amended	2005 Amended Budget	2006 Approved Decision Package Positions	2006 Adopted Budget
Health & Welfare					
Department of Human Services					
Applications Analyst	6.00	(6.00)	0.00		0.00
Case Manager-Cancer Coordinator	1.00		1.00		1.00
Case Manager-CC Coordinator	1.00		1.00		1.00
Case Manager-E & T	8.00		8.00		8.00
Case Services Aide	3.25	1.00	4.25		4.25
Child Support Spec Inv	1.00		1.00		1.00
Child Support Specialist	16.50	(0.75)	15.75		15.75
Data Technician	1.75		1.75		1.75
Director-AAA	1.00		1.00		1.00
Director-Adult Services	1.00		1.00		1.00
Director-Family & Children	1.00		1.00		1.00
Director-SS & Emp	1.00		1.00		1.00
Director-Support Services	1.00		1.00		1.00
Director-Workforce Center	1.00		1.00		1.00
Eligibility Spec-FB & MA	7.00		7.00		7.00
Eligibility Specialist-AS	10.00	(2.00)	8.00		8.00
Eligibility Specialist-CC	4.00		4.00		4.00
Eligibility Specialist-Generalist	5.00	4.00	9.00		9.00
Eligibility Specialist-Intake	9.00	1.00	10.00		10.00
Eligibility Specialist-Leap	0.83		0.83		0.83
Eligibility Specialist-Tanf	1.00		1.00		1.00
Employment Specialist-UI	3.00		3.00		3.00
Executive Director	1.00		1.00		1.00
Family Home Visitor	1.00		1.00		1.00
Family Therapist	4.00	1.00	5.00		5.00
Integrated Substance Abuse Counselor	2.00	(1.00)	1.00		1.00
Leadworker-CW	3.00		3.00		3.00
Leadworker-FC Coord	1.00		1.00		1.00
Leadworker-Job Service	1.00		1.00		1.00
Mgr. Information Technology	1.00		1.00		1.00
Operations Manager	2.00		2.00		2.00
Program Coordinator	4.50	(1.50)	3.00		3.00
Program Financial Analyst	1.00		1.00		1.00
Public Information Officer	1.00		1.00		1.00
Senior Case Manager	5.00	4.00	9.00		9.00
Spt Team Specialist	3.75		3.75		3.75
Spt Team Specialist-Fee Ast	1.00		1.00		1.00
Sr. Case Manager-Adoption	1.00		1.00		1.00
Sr. Case Manager-Adult Protect	1.00	2.00	3.00		3.00
Sr. Case Manager-APS	12.00	(12.00)	0.00		0.00
Sr. Case Manager-AS	0.00	12.50	12.50		12.50
Sr. Case Manager-Concurrent	1.00		1.00		1.00
Sr. Case Manager-CW	27.00	(7.00)	20.00		20.00
Sr. Case Manager-CW Fill Ahead	1.00		1.00		1.00

2006 TABLE OF ORGANIZATION

Job Title	Total 2005 Adopted	2005 Amended	2005 Amended Budget	2006 Approved Decision Package Positions	2006 Adopted Budget
Health & Welfare					
Department of Human Services					
Sr. Case Manager-CW Trainee	2.00		2.00		2.00
Sr. Case Manager-FC Coord	2.00	(1.00)	1.00		1.00
Sr. Case Manager-Intervention	1.00		1.00		1.00
Supervisor - Accounting	1.00		1.00		1.00
Supervisor - Adolescent	2.00	(1.00)	1.00		1.00
Supervisor - Adult	2.00		2.00		2.00
Supervisor - CPI	1.00		1.00		1.00
Supervisor - CS	2.00		2.00		2.00
Supervisor - E & T	1.00	1.00	2.00		2.00
Supervisor - Eligibility	4.00		4.00		4.00
Supervisor - FP	2.00		2.00		2.00
Supervisor - Lead & QA	0.00		0.00		0.00
Supervisor - Off Adm	1.00		1.00		1.00
Supervisor - Ongoing CP	1.00		1.00		1.00
Supervisor - Perm Care	1.00		1.00		1.00
Supervisor - Resource Team	1.00		1.00		1.00
Supervisor-RTC	1.00		1.00		1.00
Supervisor-Self Sufficiency	2.00		2.00		2.00
Tech/Admin Assistant	1.50		1.50		1.50
Util Review Director	1.00		1.00		1.00
Veterans Officer	0.75	(0.25)	0.50		0.50
Total Human Services	212.83	(7.00)	205.83	0.00	205.83
Total Health & Welfare	295.19	(5.55)	289.64	1.00	290.64
Culture & Recreation					
Fairgrounds					
Fairgrounds Manager	1.00		1.00		1.00
Mainten Crew Supv:FG	1.00		1.00		1.00
Office Administrator:FG	1.00		1.00		1.00
Total Fairground	3.00	0.00	3.00	0.00	3.00
Total Culture & Recreation	3.00	0.00	3.00	0.00	3.00
Planning and Economic Development					
Planning & Development					
Admin Spec I	1.50	1.00	2.50		2.50
Admin Spec II	2.00		2.00		2.00
Associate Planner	1.00	1.00	2.00		2.00
Land Use & Dev. Director	1.00		1.00		1.00
Long Range Planning Direc	1.00		1.00		1.00
Office Administrator:Plan	1.00		1.00		1.00
Code Enforcement Official	0.00	2.00	2.00		2.00
Planner I	2.00	(1.00)	1.00		1.00
Planning & Dev. Dir.	1.00		1.00		1.00
Planning Services Manager	1.00	(1.00)	0.00		0.00
Staff Engineer	0.00	1.00	1.00		1.00
Senior Engineer	0.00	1.00	1.00		1.00
Senior Planner	6.00		6.00		6.00
Total Planning & Development	17.50	4.00	21.50	0.00	21.50

2006 TABLE OF ORGANIZATION

Job Title	Total 2005 Adopted	2005 Amended	2005 Amended Budget	2006 Approved Decision Package Positions	2006 Adopted Budget
Planning and Economic Development					
Regional Transportation Planning Office					
Office Admin:MPO/PLNG	1.00		1.00		1.00
RTP Director	1.00		1.00		1.00
Sr Transp Plnr/Engineer	1.00		1.00		1.00
Transit Coordinator	1.00		1.00		1.00
Transportation Planner	1.00		1.00		1.00
Total RTPO	5.00	0.00	5.00	0.00	5.00
Surveyor					
Total Surveyor	1.00	0.00	1.00	0.00	1.00
Total Planning and Economic Develop.	23.50	4.00	27.50	0.00	27.50
Statutory Functions					
Board of County Commissioners					
County Commissioner	3.00		3.00		3.00
Total Board Of County Commissioners	3.00	0.00	3.00	0.00	3.00
County Assessor					
Admin Spec I	1.00		1.00		1.00
Admin Spec II	1.00		1.00		1.00
Agricultural Appraiser	1.00		1.00		1.00
Applications Analyst:Assr	1.00		1.00		1.00
Appraiser I	4.00		4.00		4.00
Appraiser II: Prsl Prop	1.00		1.00		1.00
Appraiser II: Real Prop	5.00		5.00		5.00
Appraiser III	3.00		3.00		3.00
Assessment Analyst	1.00		1.00	1.00	2.00
Assessment Cartographer	3.00		3.00		3.00
Assessor	1.00		1.00		1.00
Chief Appraiser	1.00		1.00		1.00
Customer Service Supv:Asr	1.00		1.00		1.00
Data Tech II: Assessor	2.00		2.00		2.00
Deputy Assessor	1.00		1.00		1.00
Statistician	1.00		1.00		1.00
Total Assessor	28.00	0.00	28.00	1.00	29.00
County Treasurer					
Accounting Tech: Treasurer	2.00		2.00	1.00	3.00
Applications Technician	1.00		1.00		1.00
Data Tech II: Treasurer	1.00		1.00		1.00
Deputy Treasurer	1.00		1.00		1.00
Senior Accountant	1.00		1.00		1.00
Treasurer	1.00		1.00		1.00
Total Treasurer	7.00	0.00	7.00	1.00	8.00

2006 TABLE OF ORGANIZATION

Job Title	Total 2005 Adopted	2005 Amended	2005 Amended Budget	2006 Approved Decision Package Positions	2006 Adopted Budget
Statutory Functions					
Clerk & Recorder					
Accounting Tech: C&R	1.00		1.00		1.00
Admin Spec I	21.00		21.00		21.00
Admin Spec II	2.00		2.00		2.00
Admin Spec III	1.00		1.00		1.00
Applications Technician	1.00		1.00		1.00
Asst Chief Dep County Clk	1.00		1.00		1.00
Chief Deputy County Clerk	1.00		1.00		1.00
Clerk to the Board	1.00		1.00		1.00
County Clerk	1.00		1.00		1.00
Data Tech II: Elections	1.00		1.00		1.00
Elections Div. Director	1.00		1.00		1.00
Site Supervisor I	3.00		3.00		3.00
Site Supervisor II	2.00		2.00		2.00
Total Clerk & Recorder	37.00	0.00	37.00	0.00	37.00
Total Statutory Functions	75.00	0.00	75.00	2.00	77.00
Public Safety					
Animal Services					
A/S Auxillary Technician	1.00		1.00		1.00
A/S Dispatcher	1.00		1.00		1.00
Operations Coordinator	0.70		0.70	0.30	1.00
A/S Office Manager	1.00		1.00		1.00
A/S Officer	4.00		4.00		4.00
A/S Technician	2.50		2.50	(0.05)	2.45
Animal Services Director	1.00		1.00		1.00
Total Animal Services	11.20	0.00	11.20	0.25	11.45
Building					
Admin Spec I	2.00		2.00		2.00
Building Insp. Supervisor	1.00		1.00		1.00
Building Inspector I	2.00	1.00	3.00		3.00
Building Inspector II	6.00		6.00		6.00
Chief Building Official	1.00		1.00		1.00
Office Admin.: Building	1.00		1.00		1.00
Plans Examiner	3.00		3.00		3.00
Total Building	16.00	1.00	17.00	0.00	17.00
Coroner					
Coroner	1.00		1.00		1.00
Medical/Legal Investigato	2.00		2.00		2.00
Total Coroner	3.00	0.00	3.00	0.00	3.00

2006 TABLE OF ORGANIZATION

Job Title	Total 2005 Adopted	2005 Amended	2005 Amended Budget	2006 Approved Decision Package Positions	2006 Adopted Budget
Public Safety					
Criminal Justice Services					
Accounting Tech	1.00		1.00	0.50	1.50
Admin Spec III	1.00		1.00		1.00
CJ Admin Officer	1.00		1.00		1.00
CJ Program Coordinator	1.00		1.00		1.00
CJS Director	1.00		1.00		1.00
Crim Justice: Job Coach	1.00		1.00		1.00
Criminal Justice Residential Case Manager	0.00		0.00	2.00	2.00
Criminal Justice Case Mgr	13.00		13.00		13.00
Criminal Justice Div Dir	2.00		2.00		2.00
Criminal Justice Manager	5.00		5.00	1.00	6.00
Criminal Justice Officer	28.00		28.00	8.00	36.00
Data Tech II: CJS	1.00		1.00	0.50	1.50
Lab Technician	1.00		1.00		1.00
Public Health Nurse III	0.50		0.50	0.50	1.00
Substance Abuse Counselor	1.00		1.00	2.00	3.00
Transition Services Coordinator	0.00		0.00	2.00	2.00
Treatment Staff	0.00		0.00	7.00	7.00
Total Criminal Justice	57.50	0.00	57.50	23.50	81.00
District Attorney					
Admin Spec I	5.00		5.00		5.00
Admin Spec II	1.00		1.00		1.00
Admin Spec III	6.00	1.50	7.50		7.50
Assistant DA	0.00		0.00		0.00
Chief Deputy DA	2.00		2.00		2.00
Chief Investigator: DA	1.00		1.00		1.00
County Court Deputy DA	4.00		4.00		4.00
Sr. Trial Deputy DA	7.00		7.00		7.00
District Court Deputy DA	3.00		3.00		3.00
District Attorney	1.00		1.00		1.00
Investigator: DA	2.00		2.00		2.00
Juvenile Justice Coord.	2.00		2.00		2.00
Office Administrator:DA	2.00		2.00		2.00
Paralegal: DA	1.00		1.00		1.00
Victim Witness Advocate	1.00		1.00		1.00
Victim Witness Coordinator	1.00		1.00		1.00
Total District Attorney	39.00	1.50	40.50	0.00	40.50
Emergency Management					
EMS Coordinator	1.00		1.00		1.00
Emg Mgmt/Med Serv Coord	1.00		1.00		1.00
Total Emergency Management	2.00	0.00	2.00	0.00	2.00

2006 TABLE OF ORGANIZATION

Job Title	Total 2005 Adopted	2005 Amended	2005 Amended Budget	2006 Approved Decision Package Positions	2006 Adopted Budget
Public Safety					
Detention					
Admin Spec II	1.00		1.00		1.00
Booking Technician	6.00		6.00		6.00
Commissary Tech.	1.00		1.00		1.00
Deputy Sheriff - Jail Ops	50.00		50.00	(1.00)	49.00
Division Commander	1.00		1.00		1.00
Master Control Technician	4.00		4.00	(1.00)	3.00
Lieutenant	3.00		3.00		3.00
Records Clerk	0.00		0.00	1.00	1.00
Section Supervisor: SO	1.00		1.00		1.00
Sergeant	9.00		9.00	2.00	11.00
Workender Program	0.00		0.00	3.00	3.00
Total Detention	76.00	0.00	76.00	4.00	80.00
Law Enforcement					
Admin Spec I	0.00		0.00	1.00	1.00
Admin Spec II	18.00		18.00		18.00
Background Investigator	0.00		0.00	0.50	0.50
Chief Deputy Undersheriff	1.00		1.00		1.00
Corporal	5.00		5.00	(2.00)	3.00
Court Security Officer	3.00		3.00		3.00
Deputy Sheriff	58.00		58.00	(1.00)	57.00
Division Commander	1.00		1.00	1.00	2.00
Evidence Technician	2.00		2.00		2.00
Fiscal Manager	1.00		1.00		1.00
Fraud Investigator	1.00		1.00		1.00
Information & Comm Mgr	1.00		1.00		1.00
Investigator: Sheriff	7.00		7.00	1.50	8.50
Lieutenant	6.00		6.00		6.00
Office Administrator: Sher	1.00		1.00		1.00
Patrol Service Tech	1.00		1.00	(1.00)	0.00
Pilot	1.00		1.00		1.00
Quartermaster	1.00		1.00		1.00
Sergeant	11.00		11.00		11.00
Service Technician	1.00		1.00	2.00	3.00
Sheriff	1.00		1.00		1.00
Site Supervisor I	2.00		2.00		2.00
Volunteer Services Coord	1.00		1.00		1.00
Total Law Enforcement	124.00	0.00	124.00	2.00	126.00
Traffic					
Traffic Section Supervisor	1.00		1.00		1.00
Traffic Technician	4.00		4.00	2.00	6.00
Total Traffic	5.00	0.00	5.00	2.00	7.00
Total Public Safety	333.70	2.50	336.20	31.75	367.95

2006 TABLE OF ORGANIZATION

Job Title	Total 2005 Adopted	2005 Amended	2005 Amended Budget	2006 Approved Decision Package Positions	2006 Adopted Budget
Public Works					
Engineering					
Senior Engineer	1.00	(1.00)	0.00		0.00
Engineering Coord. I	3.00		3.00		3.00
Engineering Coord. II	1.00	(1.00)	0.00		0.00
Engineering Div. Dir.	1.00		1.00		1.00
Professional Staff (Surv)	3.00	(1.00)	2.00		2.00
Project Manager-PW	1.00		1.00		1.00
Public Works Director	0.00	1.00	1.00		1.00
Staff Engineer	4.00	(1.00)	3.00		3.00
Total Engineering	14.00	(3.00)	11.00	0.00	11.00
Solid Waste Management					
Admin Specialist I	1.00		1.00		1.00
Hazardous Materials Mgr.	1.00		1.00		1.00
Hazardous Materials Tech	1.00		1.00		1.00
Regulatory Comp. Mgr/Educ	1.00		1.00		1.00
Waste Mgt. Div. Director	1.00		1.00		1.00
Total Solid Waste Management	5.00	0.00	5.00	0.00	5.00
Public Works Administration					
Admin Spec III	2.00		2.00		2.00
Assistant to PW Administrator	1.00		1.00		1.00
Property Agent	1.00		1.00		1.00
Public Works Director	1.00		1.00		1.00
Total Public Works Administration	5.00	0.00	5.00	0.00	5.00
Rural Community Service					
Waste Water Operator	0.00	1.00	1.00		1.00
Total Rural Community Service	0.00	1.00	1.00	0.00	1.00
Road & Bridge					
Construction Manager	1.00		1.00		1.00
Crew Manager	1.00		1.00		1.00
Crew Supervisor: Road	3.00		3.00		3.00
Engineering Coord. I	1.00		1.00		1.00
Equipment Operator II	27.00		27.00	1.00	28.00
Equipment Operator III	11.00		11.00		11.00
Inmate Crew Supervisor	1.00		1.00		1.00
Maintenance Dist Manager	3.00		3.00		3.00
Project Manager: Road	1.00		1.00		1.00
Road Supervisor	1.00		1.00		1.00
Total Road & Bridge	50.00	0.00	50.00	1.00	51.00
Total Public Works	74.00	(2.00)	72.00	1.00	73.00

2006 TABLE OF ORGANIZATION

Job Title	Total 2005 Adopted	2005 Amended	2005 Amended Budget	2006 Approved Decision Package Positions	2006 Adopted Budget
Internal Services					
Fleet Management					
Admin Spec III	1.00		1.00		1.00
Asst. Fleet Supervisor	1.00		1.00		1.00
Equip Mechanic/Technician	7.00		7.00		7.00
Fleet Supervisor	1.00		1.00		1.00
Parts Manager	1.00		1.00		1.00
Parts Manager Assistant	1.00		1.00		1.00
Total Fleet Management	12.00	0.00	12.00	0.00	12.00
Insurance					
Admin Spec II	1.00		1.00		1.00
Risk Specialist	1.00		1.00		1.00
Total Risk	2.00	0.00	2.00	0.00	2.00
Total Internal Services	14.00	0.00	14.00	0.00	14.00
TOTAL AUTHORIZED POSITIONS	899.39	5.95	905.34	35.75	941.09

