



# 2018 Final Budget for Adoption

**Mesa County  
Board of County Commissioners**

**District 1: John Justman**

**District 2: Scott McInnis**


**District 3: Rose Pugliese**

--

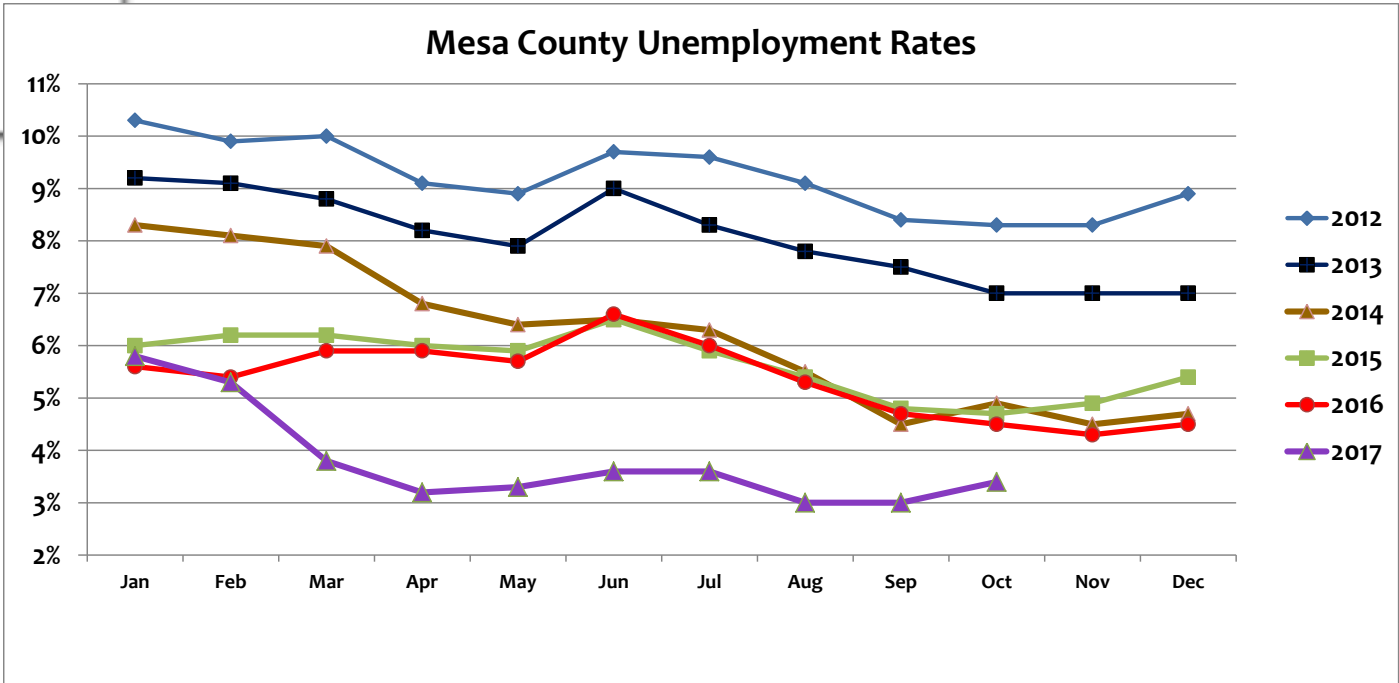
**Frank Whidden, Ph.d  
County Administrator**

**December 4, 2017**

New Construction Building Permits Are Up 42% From Past Year.



**Unemployment Rate Is Down**



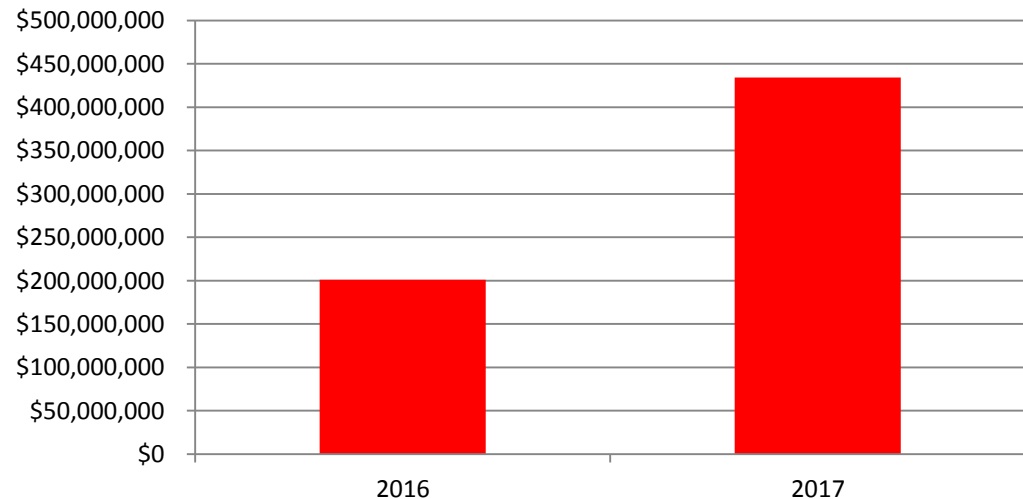
Source: Colorado Department of Labor

## Property Sales Are Up

### Real Estate Sales - Dollar Volume as of August 2017

**2016     \$200,950,620**

**2017     \$434,104,354**



*Source: Grand Junction Area Chamber of Commerce Business Barometer – August 2017  
Grand Junction Area Realtor Association*

## **2018 Significant Budget Factors:**

- **Increased Public Safety Needs**
- **Increased Motor Vehicle Needs**
- **Insurance**
- **Compensation & Benefits**
  - **No increase to employees for Health Insurance**
  - **Decrease in Dental premiums**
- **New Public Safety Tax**



<b>Year</b>	<b>Base Mill Levy</b>
<b>2000</b>	<b>22.660</b>
<b>2005</b>	<b>19.035</b>
<b>2010</b>	<b>12.162</b>
<b>2015</b>	<b>12.162</b>
<b>2016</b>	<b>12.162</b>
<b>2017</b>	<b>12.162</b>

<b>General Fund Balance History</b>	
<b>2008</b>	<b>\$18,994,045</b>
<b>2009</b>	<b>\$16,555,689</b>
<b>2010</b>	<b>\$13,804,273</b>
<b>2011</b>	<b>\$14,860,980</b>
<b>2012</b>	<b>\$14,084,763</b>
<b>2013</b>	<b>\$14,409,253</b>
<b>2014</b>	<b>\$13,245,035</b>
<b>2015</b>	<b>\$13,810,314</b>
<b>2016</b>	<b>\$13,676,801</b>
<b>2017 Projected</b>	<b>\$13,317,011</b>
<b>2018 Adopted</b>	<b>\$14,164,256</b>



## 2018 Adopted General Fund Budget

7

2018 Base Budget Revenues:	\$54,756,732
Projected Revenue Increases:	\$2,924,086
Projected Revenue Decreases:	<u>(\$254,879)</u>
	\$57,425,939

2018 Base Budget Expenditures:	\$54,826,490
Expenditure & Transfer Increases:	\$709,157
Health & Other Insurance Increases:	\$281,964
Legal & Insurance Claims Increase:	\$659,706
Clerk – Motor Vehicle Increase:	<u>\$67,572</u>
Total 2018 Expenditure Request:	\$56,578,694

2018 Projected Ending Fund Balance: \$14,164,256

Fund Balance Increase: \$847,245

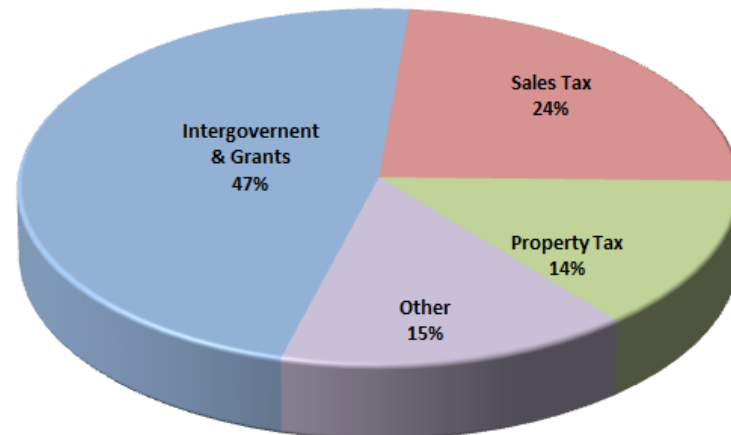
Estimated Unrestricted 2018 Ending Fund Balance: 20.4%

(Percentage of Fund Balance to Appropriations)

## 2018 Final Budget for Adoption

	2018 Projected Beginning Fund Balance	Revenues	Appropriations	2018 Adopted Ending Fund Balance	% Fund Balance to Budget
General Fund	\$13,317,011	\$57,425,939	\$56,578,694	\$14,164,256	25%
Total County	\$37,951,032	\$161,764,476	\$165,623,590	\$34,091,918	21%

### 2018 Sources of Revenue (All Funds)





**2018 Capital Fund Revenue Summary**

	Amount	%
Sales Tax:	\$20,833,932	64.4%
Public Works:	\$9,421,002	29.1%
Regional Transportation:	\$2,094,417	6.5%
Facilities:	\$14,200	0.0%
	<u>\$32,363,551</u>	<u>100.0%</u>

**2018 Capital Fund Expense Summary**

	Amount	%
Public Works:	\$23,206,133	68.2%
Facilities:	\$3,434,459	10.1%
Information Technology:	\$2,712,654	8.0%
Fleet:	\$1,620,000	4.8%
Public Safety:	\$97,600	0.3%
Regional Transportation:	\$884,550	2.6%
Colorado Mesa University:	\$300,000	0.9%
Economic Development:	\$200,000	0.6%
Transfer Out to Debt Service/COP's:	\$1,435,051	4.2%
Transfer Out to Whitewater:	\$2,784,000	0.3%
	<u>\$35,774,447</u>	<u>100.0%</u>



2018 – 2023 6 Year Capital Fund

2018 - 2023 Proposed Revenue Summary	2018	2019	2020	2021	2022	2023
Sales Tax:	\$20,833,932	\$21,250,611	\$21,675,623	\$22,109,136	\$22,551,318	\$23,002,345
Public Works:	\$9,421,002	\$3,000,000	\$3,000,000	\$3,000,000	\$3,000,000	
Regional Transportation:	\$2,094,417	\$540,000	\$540,000	\$540,000	\$540,000	\$540,000
Facilities:	\$14,200	\$15,000	\$15,800	\$16,600	\$17,400	\$18,200
	\$32,363,551	\$24,805,611	\$25,231,423	\$25,665,736	\$26,108,718	\$23,560,545

2018 - 2023 Proposed Expense Summary	2018	2019	2020	2021	2022	2023
Public Works:	\$23,206,133	\$14,570,000	\$16,568,000	\$16,975,000	\$16,788,000	\$15,888,000
Facilities:	\$3,434,459	\$1,677,065	\$1,677,065	\$1,677,065	\$2,677,065	\$1,677,065
Information Technology:	\$2,712,654	\$3,807,207	\$1,733,880	\$2,110,586	\$1,737,327	\$1,814,102
Fleet:	\$1,620,000	\$1,601,000	\$1,588,000	\$1,716,000	\$1,400,000	
Regional Transportation:	\$884,550	\$675,000	\$675,000	\$675,000	\$675,000	\$675,000
Public Safety:	\$97,600	\$97,600	\$97,600	\$97,600	\$97,600	\$97,600
Colorado Mesa University:	\$300,000	\$300,000	\$300,000	\$300,000	\$300,000	\$0
Economic Development:	\$200,000	--	--	--	--	--
Transfer Out to Debt Service/COP's:	\$1,435,051	\$1,407,146	\$1,407,401	\$1,405,058	\$1,402,767	\$1,406,830
Transfer Out to Whitewater:	\$2,784,000	\$116,000	\$116,000	\$116,000	\$116,000	\$116,000
	\$35,774,447	\$24,251,018	\$24,162,946	\$25,072,309	\$25,193,759	\$21,674,597

**2018 Capital Projects Highlights**

- **Transportation**
  - **Bosley Wash Detention Pond – Flood Control – 85% Grant Funded** **\$2.9 million**
  - **24 & H.96 Bridge Replacement – 50% Grant Funded** **\$1.0 million**
  - **64.3 Road & Bridge Improvements – 50% Grant Funded** **\$3.5 million**
  - **V.8 Road Improvements – 50% Grant Funded** **\$1.0 million**
  - **Orchard Avenue Improvements – Joint Project with GJ** **\$0.6 million**
- **Information Technology**
  - **Network, Applications & Computer Replacements** **\$1.8 million**
- **Facilities**
  - **Jail Improvements (floors, kitchen, intercoms)** **\$0.9 million**
  - **Jail Pod Design** **\$0.3 million**
  - **Fairgrounds** **\$0.4 million**
- **Regional Transportation**
  - **Buses** **\$0.8 million**
- **Fleet**
  - **Vehicle Replacements** **\$1.6 million**

**Budget Summary & Details Available:**

**<http://www.mesacounty.us/finance/budget>**

**<http://blog.mesacounty.us>**

**[Facebook.com/mesacounty](https://www.facebook.com/mesacounty)**