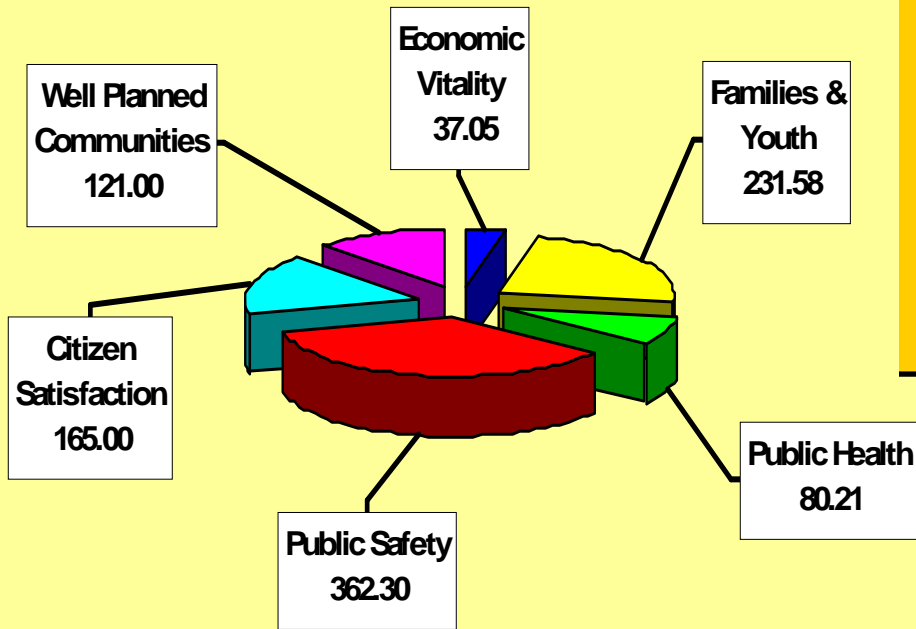


MESA COUNTY STAFFING

2007 County Employees (FTEs) by Outcomes



FUNCTIONS

- Authorized Staffing
- New Positions in 2007
- Full Time Equivalent Positions by Outcome Area

STAFFING

With an additional 30.05 fte's added in the 2007 budget, Mesa County has 997.14 full time equivalents (fte's). In the chart on the previous page these fte's are shown as they are distributed in each Outcome area.

The Public Safety Outcome has the greatest number of positions with 362.30 fte's or 36.3% of all Mesa County full-time equivalent positions. The Sheriff's Office, which includes Detention, has the largest staff with 226 fte's, 14 of which are new in 2007. This count of fte's includes 4 "fill-ahead" positions that are not budgeted and are used in times of high turnover. Criminal Justice Services is next with 81 fte's. The District Attorney's office has the third highest fte's in this Outcome area with 44 fte's, one of which is new in 2007. The other fte's in this Outcome area are in Animal Services with 9.3 fte's including 1 new fte and 2 fte's in Emergency Management.

The Families & Youth Outcome has the next largest staffing with 231.58 or 23.2% of all Mesa County full-time equivalent positions. These positions include 193.77 fte's in Human Services with 2 new fte's for 2007. This Outcome also has 26.81 fte's from the Health Department, 7 fte's in the County Attorney's Office with 2 new fte's, and 4 fte's in the Fairgrounds with 1 new fte.

There are 165 full-time equivalent positions (16.6%) in the Citizen Satisfaction Outcome area with 2 new fte's. The Clerk & Recording Department and the Assessor's Office have the most fte's with 29 each and no new fte's. The Information Technology Department (IT) has with 25 fte's, followed by Facilities with 15, and Fleet with 12. The Finance Department has 8 fte's with 1 new for 2007. This Outcome also has 8 fte's from the Treasurer's Office, 8 fte's from Human Resources, 8 fte's from County Administration with 1 new fte, 8 fte's from the County Attorney's office, 5 fte's from Planning, 3.5 fte's from Purchasing, 3 fte's for the County Commissioners, 2.5 fte's from Risk and 1 fte in the Surveyor's Office.

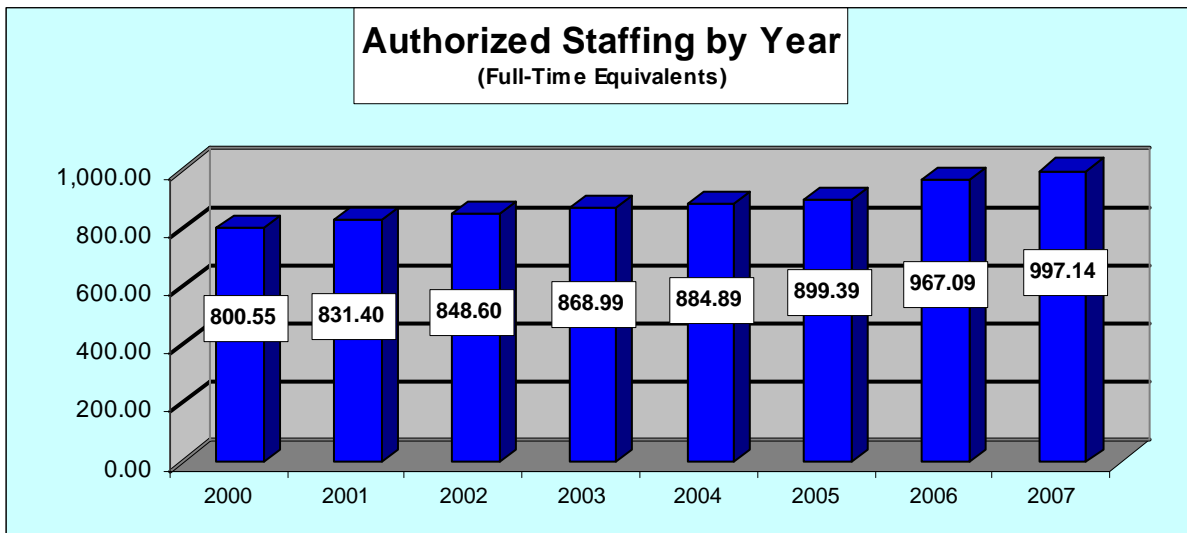
The Well Planned Communities Outcome has a total of 121 fte's or 12.1% of all Mesa County full-time equivalent positions. These include 53 fte's in Road and Bridge, 18 fte's in Planning with .5 new fte, 17 fte's in the Building Department, 14 fte's in Public Works with 1 new fte and 7 fte's in the Traffic Department. This Outcome area also has 6 fte's in RTPO (Regional Transportation Planning Office) with 1 new fte, 5 fte's in Facilities with 2 new fte's, and 1 fte in Rural Services.

In the Public Health Outcome, there are a total of 80.21 fte's or 8% of all Mesa County positions. The Health Department has the greatest amount of fte's in this Outcome with 67.5 fte's, 1 of which is new. Other positions in this Outcome include 6 fte's in Solid Waste Management with 1 new fte, 3.7 fte's in Animal Services with .55 new fte, 3 fte's in the Coroner's Office. (3.0 additional fte's were added to the Health Department's 2006 staffing level after the 2007 Budget was approved.)

The Economic Vitality Outcome has a total of 37.05 fte's or 3.7% of all Mesa County positions. The majority of the positions in this Outcome area are in Human Services with 23.05 fte's. There are also 8 fte's in the Clerk & Recording Department, 4 fte's in Tri-River Extension Service, and 2 fte's in Pest Control. There were no new fte's in the Economic Vitality Outcome.

NEW POSITIONS APPROVED FOR 2007

FTE	Position	Department	Offer
Citizen Satisfaction			
1.00	Admin Spec III	Administration	Admin PR
1.00	Budget Analyst	Finance	Finance
Families & Youth			
1.00	Admin Spec III	County Attorney	Co Attny D&N
1.00	Staff Attorney	County Attorney	Co Attny D&N
1.00	Maintenance Technician II	FairGrounds	FairGrounds
2.00	Senior Case Manager	Human Services	OLTC-LTC
Public Health			
0.55	A/S TECHNICIAN	Animal Services	AS - Rabies
1.00	Public Health Nurse I	Health Dept	Immunize
1.00	Inmate Crew Supervisor	Solid Waste	Solid Waste
Public Safety			
1.00	Crime Analyst	Sheriff's Office	SO Admin
1.00	Service Technician	Sheriff's Office	PSU
2.00	Deputy Sheriff	Sheriff's Office	Court Services
1.00	Fraud Investigator	Sheriff's Office	Sex Offender
4.00	Deputy Sheriff	Sheriff's Office	Patrol
1.00	Corporal	Sheriff's Office	Street Crimes/Overlap
4.00	Deputy Sheriff	Sheriff's Office	Street Crimes/Overlap
1.00	A/S TECHNICIAN	Animal Services	An Control
1.00	District Court Deputy DA	District Attorney	District Court
Well Planned Communities			
0.50	Admin Spec	Planning	Develop App
1.00	Planner I	RTPO	RTPO MPO
1.00	Maintenance Technician I	Facilities	Parks/Grounds
1.00	Maintenance Technician II	Facilities	Parks/Grounds
1.00	Staff Engineer	Public Works	Engineering
30.05	Total New Positions		



Full Time Equivalent Positions by Department

	Year Ending 2003	Year Ending 2004	Year Ending 2005	Year Beginning 2006	Year Ending 2006	Budgeted Additions for 2007	Budgeted for Year 2007
Administration	7.00	6.00	7.00	7.00	7.00	1.00	8.00
Animal Services	11.20	11.20	11.20	11.45	11.45	1.55	13.00
Assessor	28.00	28.00	28.00	29.00	29.00		29.00
Board of Commissioners	3.00	3.00	3.00	3.00	3.00		3.00
Building Inspection	16.00	16.00	17.00	17.00	17.00		17.00
Clerk & Recorder	36.00	37.00	37.00	37.00	37.00		37.00
Coroner	3.00	3.00	3.00	3.00	3.00		3.00
County Attorney	12.00	13.00	13.00	13.00	13.00	2.00	15.00
Criminal Justice	56.50	56.50	57.50	81.00	81.00		81.00
District Attorney	39.00	39.00	40.50	40.50	43.00	1.00	44.00
Emergency Management	1.00	2.00	2.00	2.00	2.00		2.00
Engineering	11.00	13.00	11.00	11.00	10.00	1.00	11.00
Facilities & Parks	16.00	16.00	18.00	18.00	18.00	2.00	20.00
Fairground	3.00	3.00	3.00	3.00	3.00	1.00	4.00
Financial Services	6.00	6.00	7.00	7.00	7.00	1.00	8.00
Fleet Management	12.00	12.00	12.00	12.00	12.00		12.00
Health Department	71.96	81.86	83.81	84.81	93.31	1.00	94.31
Human Service	212.83	212.83	205.83	205.83	214.83	2.00	216.83
Information Management	18.00	19.00	25.00	25.00	25.00		25.00
Insurance	0.00	2.00	2.00	2.00	2.00		2.00
Personnel	8.00	8.00	8.00	8.00	8.00		8.00
Pest & Weed Control	2.00	2.00	2.00	2.00	2.00		2.00
Planning & Development	16.50	17.50	22.50	22.50	22.50	0.50	23.00
Public Trustee	0.00	0.00	0.00	0.00	0.00		0.00
Public Works Administration	5.00	5.00	5.00	5.00	4.00		4.00
Purchasing	4.00	4.00	4.00	4.00	4.00		4.00
Regional Transportation Planning Office	5.00	5.00	4.00	4.00	5.00	1.00	6.00
Risk	2.00	0.00	0.00	0.00	0.00		0.00
Road & Bridge	50.00	50.00	50.00	51.00	52.00		52.00
Rural Community Fund	0.00	0.00	1.00	1.00	1.00		1.00
Sheriff - Detention	79.00	72.00	76.00	80.00	82.00		82.00
Sheriff - Law Enforcement	113.00	120.00	124.00	124.00	126.00	14.00	140.00
Sheriff - Law Enforcement - Fill Ahead	0.00	0.00	0.00	2.00	4.00		4.00
Solid Waste Management	4.00	4.00	5.00	5.00	5.00	1.00	6.00
Surveyor	1.00	1.00	1.00	1.00	1.00		1.00
Traffic	5.00	5.00	5.00	7.00	7.00		7.00
Treasurer	7.00	7.00	7.00	8.00	8.00		8.00
Tri-River	4.00	4.00	4.00	4.00	4.00		4.00
Total County FTEs	868.99	884.89	905.34	941.09	967.09	30.05	997.14

2007 TABLE OF ORGANIZATION

Job Title	Total 2006 Adopted	2006 Amended	2006 Amended Budget	2007 Budgeted Additional FTEs	2007 Adopted Budget
Administration					
Admin Spec I	1.00		1.00		1.00
Admin Spec II	1.00		1.00		1.00
Admin Spec III	1.00		1.00	1.00	2.00
Administrative Asst./Adm.	1.00		1.00		1.00
Asst. County Administrator	1.00		1.00		1.00
County Administrator	1.00		1.00		1.00
Public Relations Director	1.00		1.00		1.00
Total Administration	7.00	0.00	7.00	1.00	8.00
Animal Services					
A/S Auxillary Technician	1.00		1.00		1.00
A/S Dispatcher	1.00		1.00		1.00
Operations Coordinator	1.00		1.00		1.00
A/S Office Manager	1.00		1.00		1.00
A/S Officer	4.00		4.00		4.00
A/S Technician	2.45		2.45	1.55	4.00
Animal Services Director	1.00		1.00		1.00
Total Animal Services	11.45	0.00	11.45	1.55	13.00
County Assessor					
Admin Spec I	1.00		1.00		1.00
Admin Spec II	1.00		1.00		1.00
Agricultural Appraiser	1.00		1.00		1.00
Applications Analyst:Assr	1.00		1.00		1.00
Appraiser I	4.00		4.00		4.00
Appraiser II: Prsl Prop	1.00		1.00		1.00
Appraiser II: Real Prop	5.00		5.00		5.00
Appraiser III	3.00		3.00		3.00
Assessment Analyst	2.00		2.00		2.00
Assessment Cartographer	3.00		3.00		3.00
Assessor	1.00		1.00		1.00
Chief Appraiser	1.00		1.00		1.00
Customer Service Supv:Asr	1.00		1.00		1.00
Data Tech II: Assessor	2.00		2.00		2.00
Deputy Assessor	1.00		1.00		1.00
Statistician	1.00		1.00		1.00
Total Assessor	29.00	0.00	29.00	0.00	29.00
Board of County Commissioners					
County Commissioner	3.00		3.00		3.00
Total Board Of County Commissioners	3.00	0.00	3.00	0.00	3.00
Building					
Admin Spec I	2.00		2.00		2.00
Building Insp. Supervisor	1.00		1.00		1.00
Building Inspector I	3.00		3.00		3.00
Building Inspector II	6.00		6.00		6.00
Chief Building Official	1.00		1.00		1.00
Office Admin.: Building	1.00		1.00		1.00
Plans Examiner	3.00		3.00		3.00
Total Building	17.00	0.00	17.00	0.00	17.00

2007 TABLE OF ORGANIZATION

Job Title	Total 2006 Adopted	2006 Amended	2006 Amended Budget	2007 Budgeted Additional FTEs	2007 Adopted Budget
Clerk & Recorder					
Accounting Tech: C&R	1.00		1.00		1.00
Admin Spec I	21.00		21.00		21.00
Admin Spec II	2.00		2.00		2.00
Admin Spec III	1.00		1.00		1.00
Applications Technician	1.00		1.00		1.00
Asst Chief Dep County Clk	1.00		1.00		1.00
Chief Deputy County Clerk	1.00		1.00		1.00
Clerk to the Board	1.00		1.00		1.00
County Clerk	1.00		1.00		1.00
Data Tech II: Elections	1.00		1.00		1.00
Elections Div. Director	1.00		1.00		1.00
Site Supervisor I	3.00		3.00		3.00
Site Supervisor II	2.00		2.00		2.00
Total Clerk & Recorder	37.00	0.00	37.00	0.00	37.00
Coroner					
Coroner	1.00		1.00		1.00
Medical/Legal Investigato	2.00		2.00		2.00
Total Coroner	3.00	0.00	3.00	0.00	3.00
County Attorney					
Admin Spec I	1.00		1.00		1.00
Admin Spec III	3.00		3.00	1.00	4.00
Asst. County Attorney	1.00		1.00		1.00
County Attorney	1.00		1.00		1.00
Paralegal	2.00		2.00		2.00
Staff Attorney	4.00		4.00	1.00	5.00
Superv Paralegal/Off Adm.	1.00		1.00		1.00
Total County Attorney	13.00	0.00	13.00	2.00	15.00
Criminal Justice Services					
Accounting Tech	1.50		1.50		1.50
Admin Spec III	1.00		1.00		1.00
CJ Admin Officer	1.00		1.00		1.00
CJ Program Coordinator	1.00		1.00		1.00
CJS Director	1.00		1.00		1.00
Crim Justice: Job Coach	1.00		1.00		1.00
Criminal Justice Residential Case Manager	2.00		2.00		2.00
Criminal Justice Case Mgr	13.00		13.00		13.00
Criminal Justice Div Dir	2.00		2.00		2.00
Criminal Justice Manager	6.00		6.00		6.00
Criminal Justice Officer	36.00		36.00		36.00
Data Tech II: CJS	1.50		1.50		1.50
Lab Technician	1.00		1.00		1.00
Public Health Nurse III	1.00		1.00		1.00
Substance Abuse Counselor	3.00		3.00		3.00
Transition Services Coordinator	2.00		2.00		2.00
Treatment Staff	7.00		7.00		7.00
Total Criminal Justice	81.00	0.00	81.00	0.00	81.00

2007 TABLE OF ORGANIZATION

Job Title	Total 2006 Adopted	2006 Amended	2006 Amended Budget	2007 Budgeted Additional FTEs	2007 Adopted Budget
District Attorney					
Admin Spec I	5.00		5.00		5.00
Admin Spec II	1.00		1.00		1.00
Admin Spec III	7.50	0.50	8.00		8.00
Assistant DA	0.00	1.00	1.00		1.00
Chief Deputy DA	2.00	1.00	3.00		3.00
Chief Investigator: DA	1.00		1.00		1.00
County Court Deputy DA	4.00	2.00	6.00		6.00
Sr. Trial Deputy DA	7.00	(3.00)	4.00		4.00
District Court Deputy DA	3.00	2.00	5.00	1.00	6.00
District Attorney	1.00		1.00		1.00
Investigator: DA	2.00	(1.00)	1.00		1.00
Juvenile Justice Coord.	2.00		2.00		2.00
Office Administrator:DA	2.00	(1.00)	1.00		1.00
Paralegal: DA	1.00	1.00	2.00		2.00
Victim Witness Advocate	1.00		1.00		1.00
Victim Witness Coordinator	1.00		1.00		1.00
Total District Attorney	40.50	2.50	43.00	1.00	44.00
Emergency Management					
EMS Coordinator	1.00		1.00		1.00
Emg Mgmt/Med Serv Coord	1.00		1.00		1.00
Total Emergency Management	2.00	0.00	2.00	0.00	2.00
Engineering					
Engineering Coord. I	3.00		3.00		3.00
Engineering Div. Dir.	1.00		1.00		1.00
Professional Staff (Surv)	2.00		2.00		2.00
Project Manager-PW	1.00		1.00		1.00
Public Works Director	1.00	(1.00)	0.00		0.00
Staff Engineer	3.00		3.00	1.00	4.00
Total Engineering	11.00	(1.00)	10.00	1.00	11.00
Facilities & Parks					
Building Maint Supervisor	1.00		1.00		1.00
Data Tech II: Facilities	1.00		1.00		1.00
Facilities & Parks Director	1.00		1.00		1.00
HVAC Supervisor	1.00		1.00		1.00
HVAC Technician	2.00		2.00		2.00
Maintenance Tech. I	3.00		3.00	1.00	4.00
Maintenance Tech. II	1.00		1.00	1.00	2.00
Maintenance Tech. III	5.00		5.00		5.00
Office Administrator:Facilities	1.00		1.00		1.00
Parks and Grounds Manager	1.00		1.00		1.00
Project Manager	1.00		1.00		1.00
Total Facilities & Parks	18.00	0.00	18.00	2.00	20.00
Fairgrounds					
Fairgrounds Manager	1.00		1.00		1.00
Mainten Crew Supv:FG	1.00		1.00		1.00
Maintenance Tech II	0.00		0.00	1.00	1.00
Office Administrator:FG	1.00		1.00		1.00
Total Fairground	3.00	0.00	3.00	1.00	4.00

2007 TABLE OF ORGANIZATION

Job Title	Total 2006 Adopted	2006 Amended	2006 Amended Budget	2007 Budgeted Additional FTEs	2007 Adopted Budget
Financial Services					
Accounting Tech: Finance	1.00		1.00		1.00
Applications Tech: Pay	1.00		1.00		1.00
Budget Manager	1.00		1.00		1.00
Budget Tech	1.00		1.00		1.00
Budget Analyst	0.00		0.00	1.00	1.00
Financial Services Director	1.00		1.00		1.00
Accounting Supervisor	1.00		1.00		1.00
Senior Accountant	1.00		1.00		1.00
Total Financial Services	7.00	0.00	7.00	1.00	8.00
Fleet Management					
Admin Spec III	1.00		1.00		1.00
Asst. Fleet Supervisor	1.00		1.00		1.00
Equip Mechanic/Technician	7.00		7.00		7.00
Fleet Supervisor	1.00		1.00		1.00
Parts Manager	1.00		1.00		1.00
Parts Manager Assistant	1.00		1.00		1.00
Total Fleet Management	12.00	0.00	12.00	0.00	12.00
Health Department					
Admin Spec II	15.50		15.50		15.50
Admin Spec III	6.00		6.00		6.00
Director Admin. Services	1.00		1.00		1.00
Director Clinical Services	0.00	1.00	1.00		1.00
Director Env. Health	1.00		1.00		1.00
Director Health Promotion/Community Out.	0.00	1.00	1.00		1.00
Director Special Projects	1.00		1.00		1.00
Eligibility Spec: Generalist	0.00	0.50	0.50		0.50
Eligibility Spec: Health	5.75	(0.50)	5.25		5.25
Env Health Specialist I	0.00	3.00	3.00		3.00
Env Health Specialist II	4.00		4.00		4.00
Env Health Specialist III	4.00		4.00		4.00
Family Planning Manager	1.00		1.00		1.00
Family Resource Coord.	1.00		1.00		1.00
Health Dept. Dir. (M.D.)	1.00		1.00		1.00
Health Educator I	4.50	2.80	7.30		7.30
Health Education II	2.00	1.00	3.00		3.00
Mental Health Prof.	0.50		0.50		0.50
Nurse Practitioner	2.25		2.25		2.25
Nursing Director	1.00	(1.00)	0.00		0.00
Nursing Supervisor	3.00	(1.00)	2.00		2.00
Nutritionist	1.16		1.16		1.16
Office Administrator:Hth	1.00		1.00		1.00
Physical Scientist I	1.00		1.00		1.00
Public Health Gen II	3.00	2.00	5.00		5.00
Public Health Gen IV	2.00	1.50	3.50		3.50
Public Health Nurse I	0.80	1.80	2.60	1.00	3.60
Public Health Nurse II	14.75	(3.10)	11.65		11.65
Public Health Nurse III	1.50	(1.50)	0.00		0.00
Public Health Nurse IV	3.10	1.00	4.10		4.10
Section Supervisor Health	1.00		1.00		1.00
WIC Spr/Nutrition Consult	1.00		1.00		1.00
Total Health Dept.	84.81	8.50	93.31	1.00	94.31

2007 TABLE OF ORGANIZATION

Job Title	Total 2006 Adopted	2006 Amended	2006 Amended Budget	2007 Budgeted Additional FTEs	2007 Adopted Budget
Department of Human Services					
Application Technician	1.00		1.00		1.00
Account Technician	4.00		4.00		4.00
Administrative Specialist-II	10.00		10.00		10.00
Administrator RTP	1.00		1.00		1.00
Administrator-Adult	1.00		1.00		1.00
Administrator-CS	1.00		1.00		1.00
Administrator-CW	1.00		1.00		1.00
Administrator-FP	1.00		1.00		1.00
Administrator-Self Sufficiency	1.00		1.00		1.00
Administrator-WFC	1.00		1.00		1.00
Case Manager-Cancer Coordinator	1.00		1.00		1.00
Case Manager-CC Coordinator	1.00		1.00		1.00
Case Manager-E & T	8.00		8.00		8.00
Case Services Aide	4.25		4.25		4.25
Child Support Spec Inv	1.00		1.00		1.00
Child Support Specialist	15.75		15.75		15.75
Data Technician	1.75		1.75		1.75
Director-AAA	1.00		1.00		1.00
Director-Adult Services	1.00		1.00		1.00
Director-Family & Children	1.00		1.00		1.00
Director-SS & Emp	1.00		1.00		1.00
Director-Support Services	1.00		1.00		1.00
Director-Workforce Center	1.00		1.00		1.00
Eligibility Spec-FB & MA	7.00		7.00		7.00
Eligibility Specialist-AS	8.00		8.00		8.00
Eligibility Specialist-CC	4.00		4.00		4.00
Eligibility Specialist-Generalist	9.00	8.00	17.00		17.00
Eligibility Specialist-Intake	10.00	2.00	12.00		12.00
Eligibility Specialist-Leap	0.83		0.83		0.83
Eligibility Specialist-Tanf	1.00	(1.00)	0.00		0.00
Employment Specialist-UI	3.00		3.00		3.00
Executive Director	1.00		1.00		1.00
Family Home Visitor	1.00		1.00		1.00
Family Therapist	5.00		5.00		5.00
Integrated Substance Abuse Counselor	1.00		1.00		1.00
Leadworker-CW	3.00		3.00		3.00
Leadworker-FC Coord	1.00		1.00		1.00
Leadworker-Job Service	1.00		1.00		1.00
Mgr. Information Technology	1.00		1.00		1.00
Operations Manager	2.00		2.00		2.00
Program Coordinator	3.00		3.00		3.00
Program Financial Analyst	1.00		1.00		1.00
Public Information Officer	1.00		1.00		1.00
Senior Case Manager	9.00		9.00	2.00	11.00
Spt Team Specialist	3.75		3.75		3.75
Spt Team Specialist-Fee Ast	1.00		1.00		1.00
Sr. Case Manager-Adoption	1.00		1.00		1.00

2007 TABLE OF ORGANIZATION

Job Title	Total 2006 Adopted	2006 Amended	2006 Amended Budget	2007 Budgeted Additional FTEs	2007 Adopted Budget
Department of Human Services					
Sr. Case Manager-Adult Protect	3.00		3.00		3.00
Sr. Case Manager-AS	12.50		12.50		12.50
Sr. Case Manager-Concurrent	1.00		1.00		1.00
Sr. Case Manager-CW	20.00		20.00		20.00
Sr. Case Manager-CW Fill Ahead	1.00		1.00		1.00
Sr. Case Manager-CW Trainee	2.00		2.00		2.00
Sr. Case Manager-FC Coord	1.00		1.00		1.00
Sr. Case Manager-Intervention	1.00		1.00		1.00
Supervisor - Accounting	1.00		1.00		1.00
Supervisor - Adolescent	1.00		1.00		1.00
Supervisor - Adult	2.00		2.00		2.00
Supervisor - CPI	1.00		1.00		1.00
Supervisor - CS	2.00		2.00		2.00
Supervisor - E & T	2.00		2.00		2.00
Supervisor - Eligibility	4.00		4.00		4.00
Supervisor - FP	2.00		2.00		2.00
Supervisor - Off Adm	1.00		1.00		1.00
Supervisor - Ongoing CP	1.00		1.00		1.00
Supervisor - Perm Care	1.00		1.00		1.00
Supervisor - Resource Team	1.00		1.00		1.00
Supervisor-RTC	1.00		1.00		1.00
Supervisor-Self Sufficiency	2.00		2.00		2.00
Tech/Admin Assistant	1.50		1.50		1.50
Util Review Director	1.00		1.00		1.00
Veterans Officer	0.50		0.50		0.50
Total Human Services	205.83	9.00	214.83	2.00	216.83
Information Technology					
Applications Analyst: IT	21.00		21.00		21.00
Comm. Technologist	1.00		1.00		1.00
E-Government Manager	1.00		1.00		1.00
IT Application Manager	1.00		1.00		1.00
IT Director	1.00		1.00		1.00
Total IT	25.00	0.00	25.00	0.00	25.00
Insurance/Risk					
Admin Spec II	1.00		1.00		1.00
Risk Specialist	1.00		1.00		1.00
Total Insurance/Risk	2.00	0.00	2.00	0.00	2.00
Personnel					
Applications Tech: H.R.	1.00		1.00		1.00
Benefits Specialist	1.00		1.00		1.00
Human Resources Analyst	4.00		4.00		4.00
Human Resources Director	1.00		1.00		1.00
Human Resources Tech	1.00		1.00		1.00
Total Personnel	8.00	0.00	8.00	0.00	8.00
Pest & Weed Control					
Horticulture Education Specialist	1.00		1.00		1.00
Pest Management Specialist	1.00		1.00		1.00
Total Pest & Weed Control	2.00	0.00	2.00	0.00	2.00

2007 TABLE OF ORGANIZATION

Job Title	Total 2006 Adopted	2006 Amended	2006 Amended Budget	2007 Budgeted Additional FTEs	2007 Adopted Budget
Planning & Development					
Admin Spec I	2.50		2.50	0.50	3.00
Admin Spec II	2.00		2.00		2.00
Associate Planner	2.00		2.00		2.00
Dev. Svcs & Code Enforcement Director	1.00		1.00		1.00
Land Use & Dev. Director	1.00		1.00		1.00
Lead Senior Planner	1.00		1.00		1.00
Long Range Planning Direc	1.00		1.00		1.00
Office Administrator:Plan	1.00		1.00		1.00
Code Enforcement Official	1.00		1.00		1.00
Planner I	1.00		1.00		1.00
Planning & Dev. Dir.	1.00		1.00		1.00
Professional Staff (Surv)	1.00		1.00		1.00
Staff Engineer	1.00		1.00		1.00
Senior Engineer	1.00		1.00		1.00
Senior Planner	5.00		5.00		5.00
Total Planning & Development	22.50	0.00	22.50	0.50	23.00
Public Works Administration					
Admin Spec III	2.00	(2.00)	0.00		0.00
Assistant to PW Administrator	1.00		1.00		1.00
Property Agent	1.00		1.00		1.00
Public Works Director	1.00		1.00		1.00
Waste Water Operator	0.00	1.00	1.00		1.00
Total Public Works Administration	5.00	(1.00)	4.00	0.00	4.00
Purchasing					
Admin Spec I	1.00		1.00		1.00
Buyer	1.00		1.00		1.00
Purchasing Agent	1.00		1.00		1.00
Purchasing/Risk Director	1.00		1.00		1.00
Total Purchasing	4.00	0.00	4.00	0.00	4.00
Regional Transportation Planning Office					
Office Admin:MPO/PLNG	0.00	1.00	1.00		1.00
Planner I	0.00		0.00	1.00	1.00
RTP Director	1.00		1.00		1.00
Sr Transp Plnr/Engineer	1.00		1.00		1.00
Transit Coordinator	1.00		1.00		1.00
Transportation Planner	1.00		1.00		1.00
Total RTPO	4.00	1.00	5.00	1.00	6.00
Road & Bridge					
Admin Spec III	0.00	1.00	1.00		1.00
Construction Manager	1.00		1.00		1.00
Crew Manager	1.00		1.00		1.00
Crew Supervisor: Road	3.00		3.00		3.00
Engineering Coord. I	1.00		1.00		1.00
Equipment Operator II	28.00		28.00		28.00
Equipment Operator III	11.00		11.00		11.00
Inmate Crew Supervisor	1.00		1.00		1.00
Maintenance Dist Manager	3.00		3.00		3.00
Project Manager: Road	1.00		1.00		1.00
Road Supervisor	1.00		1.00		1.00
Total Road & Bridge	51.00	1.00	52.00	0.00	52.00
Rural Community Service					
Waste Water Operator	1.00		1.00		1.00
Total Rural Community Service	1.00	0.00	1.00	0.00	1.00

2007 TABLE OF ORGANIZATION

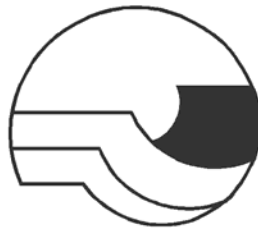
Job Title	Total 2006 Adopted	2006 Amended	2006 Amended Budget	2007 Budgeted Additional FTEs	2007 Adopted Budget
Sheriff - Detention					
Admin Spec II	1.00		1.00		1.00
Alternative Sentencing Officer	6.00	(3.00)	3.00		3.00
Commissary Tech.	1.00		1.00		1.00
Deputy Sheriff - Jail Ops	49.00		49.00		49.00
Division Commander	1.00		1.00		1.00
Law Enforcement Specialists	0.00	6.00	6.00		6.00
Master Control Technician	3.00	1.00	4.00		4.00
Lieutenant	3.00		3.00		3.00
Records Clerk	1.00	(1.00)	0.00		0.00
Section Supervisor: SO	1.00		1.00		1.00
Sergeant	11.00	(1.00)	10.00		10.00
Workender Program	3.00		3.00		3.00
Total Sheriff - Detention	80.00	2.00	82.00	0.00	82.00
Sheriff - Law Enforcement					
Admin Spec I	1.00		1.00		1.00
Admin Spec II	17.00		17.00		17.00
Background Investigator	0.50		0.50		0.50
Chief Deputy Undersheriff	1.00		1.00		1.00
Corporal	3.00		3.00	1.00	4.00
Court Security Officer	3.00		3.00		3.00
Crime Analyst	0.00		0.00	1.00	1.00
Deputy Sheriff	57.00	2.00	59.00	8.00	67.00
Division Commander	2.00		2.00		2.00
Evidence Technician	2.00		2.00		2.00
Fiscal Manager	1.00		1.00		1.00
Fraud Investigator	1.00		1.00	1.00	2.00
Information & Comm Mgr	1.00		1.00		1.00
Investigator: Sheriff	8.50		8.50		8.50
Lieutenant	6.00		6.00		6.00
Office Administrator: Sher	1.00		1.00		1.00
Patrol Service Tech	0.00		0.00		0.00
Pilot	1.00		1.00		1.00
Quartermaster	1.00		1.00		1.00
Sergeant	11.00	2.00	13.00		13.00
Service Technician	2.00		2.00	1.00	3.00
Sheriff	1.00		1.00		1.00
Site Supervisor I	2.00		2.00		2.00
Volunteer Services Coord	1.00		1.00		1.00
Total Sheriff - Law Enforcement	124.00	4.00	128.00	12.00	140.00
Sheriff - Law Enforcement - Fill Ahead					
Fill Ahead Positions	2.00	2.00	2.00	0.00	4.00
Total Sheriff - Fill Ahead	2.00	0.00	2.00	2.00	4.00
Solid Waste Management					
Admin Specialist I	1.00		1.00		1.00
Hazardous Materials Mgr.	1.00		1.00		1.00
Hazardous Materials Tech	1.00		1.00		1.00
Inmate Crew Supervisor	0.00		0.00	1.00	1.00
Regulatory Comp. Mgr/Educ	1.00		1.00		1.00
Waste Mgt. Div. Director	1.00		1.00		1.00
Total Solid Waste Management	5.00	0.00	5.00	1.00	6.00

2007 TABLE OF ORGANIZATION

Job Title	Total 2006 Adopted	2006 Amended	2006 Amended Budget	2007 Budgeted Additional FTEs	2007 Adopted Budget
Surveyor					
Total Surveyor	1.00	0.00	1.00	0.00	1.00
Traffic					
Traffic Section Supervisor	1.00		1.00		1.00
Traffic Technician	6.00		6.00		6.00
Total Traffic	7.00	0.00	7.00	0.00	7.00
Treasurer					
Accounting Tech: Treasurer	3.00		3.00		3.00
Applications Technician	1.00		1.00		1.00
Data Tech II: Treasurer	1.00		1.00		1.00
Deputy Treasurer	1.00		1.00		1.00
Senior Accountant	1.00		1.00		1.00
Treasurer	1.00		1.00		1.00
Total Treasurer	8.00	0.00	8.00	0.00	8.00
Tri-River Agricultural Services					
Admin Spec I	2.00		2.00		2.00
Horticulture Pest Insp.	1.00		1.00		1.00
Office Administrator: Agriculture	1.00		1.00		1.00
Total Tri-River Agricultural Services	4.00	0.00	4.00	0.00	4.00
TOTAL AUTHORIZED POSITIONS					
	941.09	26.00	967.09	30.05	997.14



MESA COUNTY, COLORADO



THIS PAGE INTENTIONALLY LEFT BLANK