



**0.37% PUBLIC SAFETY IMPROVEMENT TAX - Collected by Colorado Department of Revenue
ALLOCATION TABLE**

Mesa County collects a 0.37% public safety improvement tax.

The 0.37% sales tax is allocated to the County and to various cities and agencies as follows:

Sales Date		Dec-20	Jan-21	Feb-21	Mar-21	Apr-21	May-21	Jun-21	Jul-21	Aug-21	Sep-21	Oct-21	Nov-21	Total 2021
Date Received by Mesa County		Feb-21	Mar-21	Apr-21	May-21	Jun-21	Jul-21	Aug-21	Sep-21	Oct-21	Nov-21	Dec-21	Jan-22	
Mesa County Portion														
Sheriff	67.29%	612,977	495,100	0	0	0	0	0	0	0	0	0	0	1,108,078
District Attorney	16.83%	153,313	123,830	0	0	0	0	0	0	0	0	0	0	277,143
Mesa County Total	84.12%	\$766,290	\$618,931	\$0	\$0	\$0	\$0	\$0	\$0	\$0	\$0	\$0	\$0	\$1,385,221
Cities & Agencies Portion														
Central Orchard Mesa Fire Dept.	0.06%	547	441	0	0	0	0	0	0	0	0	0	0	988
Clifton Fire Department	1.42%	12,935	10,448	0	0	0	0	0	0	0	0	0	0	23,383
Collbran Marshal	0.12%	1,093	883	0	0	0	0	0	0	0	0	0	0	1,976
Debeque Fire Department	0.08%	729	589	0	0	0	0	0	0	0	0	0	0	1,317
Debeque Marshall	0.43%	3,917	3,164	0	0	0	0	0	0	0	0	0	0	7,081
East Orchard Mesa Fire Department	0.01%	91	74	0	0	0	0	0	0	0	0	0	0	165
Fruita Police Department	4.01%	36,529	29,504	0	0	0	0	0	0	0	0	0	0	66,033
Gateway Fire Department	0.04%	364	294	0	0	0	0	0	0	0	0	0	0	659
Grand Junction Fire & Police Dept.	6.97%	63,493	51,283	0	0	0	0	0	0	0	0	0	0	114,776
Lands End Response Team	0.07%	638	515	0	0	0	0	0	0	0	0	0	0	1,153
Lower Valley Fire Department	0.83%	7,561	6,107	0	0	0	0	0	0	0	0	0	0	13,668
Palisade Fire Department	0.36%	3,279	2,649	0	0	0	0	0	0	0	0	0	0	5,928
Palisade Police Department	1.37%	12,480	10,080	0	0	0	0	0	0	0	0	0	0	22,560
Plateau Valley Fire Department	0.11%	1,002	809	0	0	0	0	0	0	0	0	0	0	1,811
Cities Total	15.88%	\$144,659	\$116,841	\$0	\$0	\$0	\$0	\$0	\$0	\$0	\$0	\$0	\$0	\$261,499
Total County and Cities	100.00%	\$910,949	\$735,771	\$0	\$0	\$0	\$0	\$0	\$0	\$0	\$0	\$0	\$0	\$1,646,720

NOTE: Sales in December are posted to the following year.



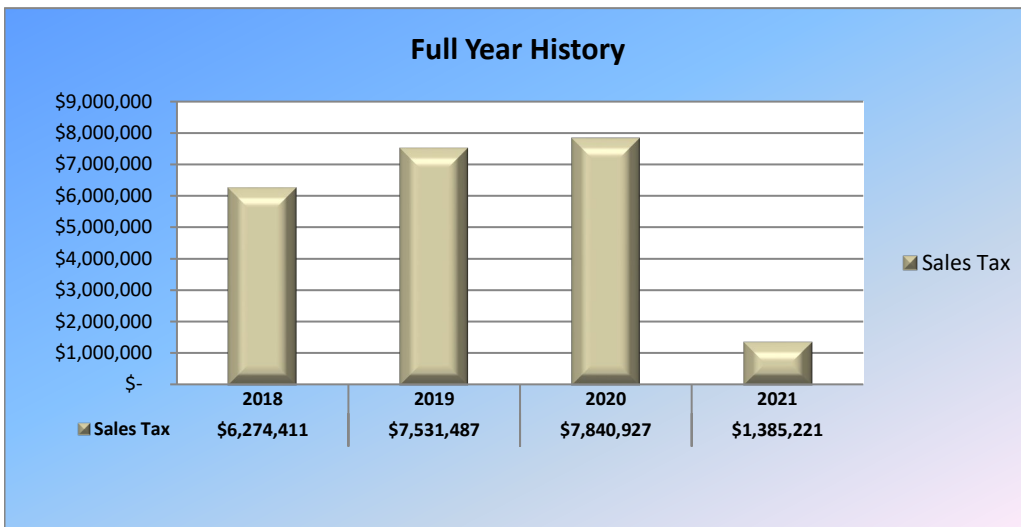
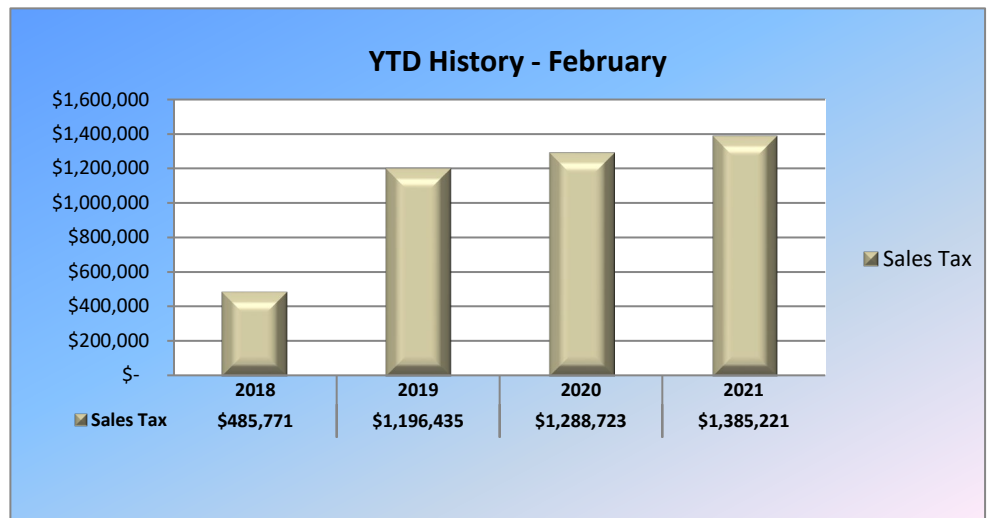
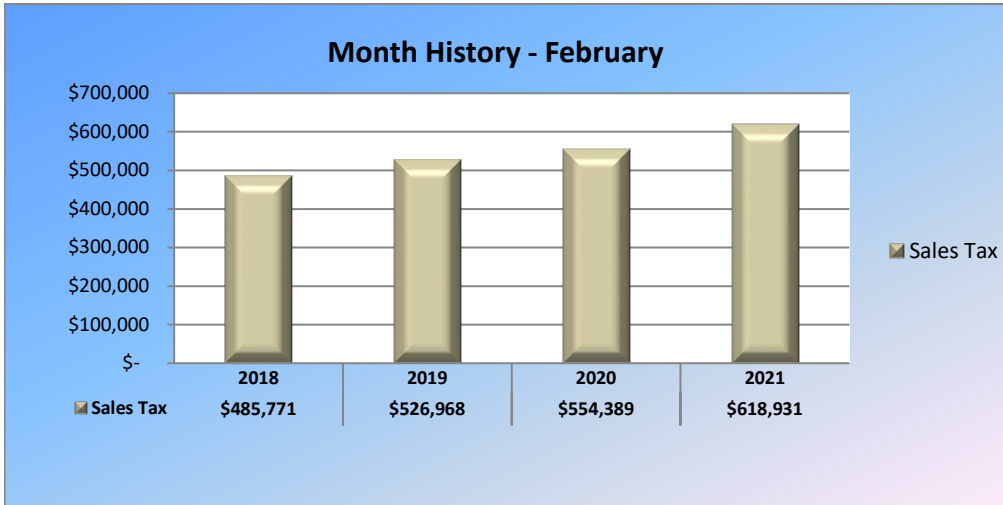
Public Safety Sales Tax Revenue

February 2021 (January 2021 Sales)

Monthly Comparison		
Feb 2020	Feb 2021	Change
\$554,389	\$618,931	11.6%

YTD Budget v. Actual				
Budget	Feb 2020	Feb 2021	Budget %	Prior YTD %
\$1,365,456	\$1,288,723	\$1,385,221	1.4%	7.5%

Sales Tax





Public Safety Sales Tax by Industry

February 2021 (January 2021 Sales)

	Monthly Comparison			Year-to-Date Comparison			
	Feb 2020	Feb 2021	% Change	YTD 2020	YTD 2021	\$ Change	% Change
Retail							
Clothing	13,539	15,594	15.2%	46,254	46,599	345	0.7%
Food & Beverage	26,838	30,330	13.0%	66,216	71,777	5,561	8.4%
Gasoline Stations	5,320	6,671	25.4%	11,248	13,181	1,933	17.2%
Health/Personal Care	12,863	17,268	34.2%	29,758	37,527	7,769	26.1%
Sporting Goods	12,452	21,451	72.3%	46,973	58,962	11,989	25.5%
Internet Sales	31,751	46,903	47.7%	73,643	116,278	42,636	57.9%
Other Retail	87,293	90,040	3.1%	209,908	222,238	12,330	5.9%
Total Retail	190,056	228,256	20.1%	483,999	566,562	82,563	17.1%
Other Industries							
Agriculture	95	40	-58.1%	270	386	116	43.1%
Auto	77,674	79,530	2.4%	154,879	165,240	10,361	6.7%
Auto Repair	11,370	12,628	11.1%	23,161	26,399	3,238	14.0%
Construction	8,592	6,918	-19.5%	17,242	18,269	1,027	6.0%
Finance	1,842	1,798	-2.4%	3,635	3,524	(111)	-3.1%
Home Improvement	59,802	81,804	36.8%	136,330	176,909	40,579	29.8%
Hotel & Restaurant	73,557	75,180	2.2%	155,638	146,792	(8,846)	-5.7%
Manufacturing	21,474	22,064	2.7%	51,345	53,449	2,103	4.1%
Medical	1,510	1,045	-30.8%	5,155	2,434	(2,722)	-52.8%
Oil & Gas	11,344	2,949	-74.0%	23,183	8,248	(14,935)	-64.4%
Professional	3,820	5,385	41.0%	9,104	11,633	2,529	27.8%
Rentals	17,241	15,308	-11.2%	35,190	31,778	(3,411)	-9.7%
Telecommunications	16,856	19,476	15.5%	63,006	39,233	(23,773)	-37.7%
Transportation	2,416	1,847	-23.6%	5,332	4,165	(1,167)	-21.9%
Utilities	13,482	15,003	11.3%	25,844	26,276	432	1.7%
Wholesale	40,969	39,320	-4.0%	89,221	84,465	(4,756)	-5.3%
All Other	2,287	10,380	353.9%	6,189	19,460	13,271	214.4%
Total Other Industries	364,334	390,675	7.2%	804,724	818,659	13,935	1.7%
Grand Total	554,389	618,931	11.6%	1,288,723	1,385,221	96,498	7.5%